

	Page		Page
British Dressage		Part 3 - Competitor Dress & Saddlery	
Purpose	5	The Rider	
Welfare of the Horse	6	Dress	26
Introduction	7	Hats	26
Rules for World Class Performance	7	Breeches/Jodphurs	27
		Gloves	27
		Boots	27
		Spurs	27
		Whips	27
		Union Flag Pocket Badge	27
Part 1 - Membership, Horses & Grading			
Acceptance of Rules	10	The Horse	
British Dressage Membership	10	Saddles	28
Class Tickets	10	Saddle Cloths, Logos and Flags	28
Grading of Riders	10	Bridles	28
Restricted/Open/Training sections	11	Nosebands	29
Foreign Riders	13	Bitguards	29
Horse/Pony Registration	13	Other Tack	29
Equine Influenza Vaccination	14	Fly Fringes, Gauzes and Ear Covers	29
Limitations on Competing	14	Anti Fly Impregnated Browbands and Fly Repellent Discs	29
Ponies/Height Certificates	14	Warming Up	29
Age of Horse Pony	14		
Grading Points	15	Permitted Bits	
Grades of Horses	15	Snaffles	30
Downgrading Horses	16	Under 21 Classes	32
Imported Horses	16	Double Bridle	32
Assessment	17		
Grading of Horses Training Abroad	17	Permitted Tack and Equipment	
		British Dressage	34
		British Eventing – Rules for Dressage phase	34
		Pony Club – Rules for Dressage phase	36
Part 2 - Competition & Entries			
Introductory Classes	18	Part 4 - The Arena & Riding the Test	
Preliminary Classes	18	Layout	37
Unaffiliated Competitions	18	Markers	39
Ungraded Classes	18	Inspection of Arenas	39
Associated Competitions	18	Competitors' Conduct	39
Dressage Tests In Use for 2012	18	Competitors' Responsibility/Declarations	39
Freestyle Tests	20	Riding the Wrong Test	39
Freestyle to Music	20	Numbers	39
F.E.I. Three Day Event Tests	20	Riding In Collecting Ring or Practice Areas/Arenas	39
Availability of Tests	21	Commanders	40
Dressage Schedules	21	Outside Assistance	40
Organisers Rights	21	Penalties for Contravening Rules	40
Opening Dates and Close of Entries	21	Stewards	40
Entries	21	Entering the Arena before start	40
Balloting	22	Execution of test	41
Waiting Lists	22	Dispensation	41
Withdrawals	22	Salute	41
Refund of Entry Fees	23		
Hors Concours	23		
Prize Money and Rosettes	23		
Prizegivings	24		

Sitting & Rising	41
Leaving the Arena	42
Dismounting and/or Fall of Horse	42
Resistance	42
Grinding teeth & tail swishing	42
Voice	42
Errors of Course	42
Penalties for Errors of Course	43
Errors of the Test	43
Time	43
Lameness	43
Scoring – Method	43
Scale of Marks	43
Judges' Sheets	44
Judges' Decision Final	44
Competitors Cautioned by Judges	44
Objections	44

Part 5 - Conduct, Discipline & Complaints

Agreement to be Bound by Rules	45
Conduct of Members	45
Complaints of Misconduct	46
Welfare Procedure	47
Notice of Complaint	48
Equine Anti Doping	48
Human Anti Doping	49
Working with Children in Horse Sports	49
F.E.I. Suspensions	49
Disciplinary Reciprocity	49

Part 6 - Judges

Judges

Appointment and De-selection	50
Foreign Judges	50
Positioning of Judges	50
Judging Restrictions	50
Standards at Which Judges May Officiate	51
Special Rules for Qualifiers and Area Festivals	52

Notes on the Interpretation of Dressage Test Sheets

Turns and Circles	52
Change of Pace at a Given Marker	53
Simple Change	53
Give and Re-take the Reins	53
Leave the Arena	53
Work on a Long Rein	53
Large Walk Half-Pirouette	53
Duration of Judging	53

Part 7 - Qualifying & Championships

FEI	55
General Rules	56
Championships and Cut off Dates	57
Area Festivals	58
Summary table for Championship Qualification	59
Preliminary Qualifiers	59
Novice Qualifiers	60
Elementary Qualifiers	60
Medium Qualifiers	60
Advanced Medium Qualifiers	60
Prix St Georges Qualifiers for the National Championships	60
Intermediate I Qualifiers	61
Intermediate II Qualifiers	61
Grand Prix Qualifiers	62
Special Rules for Channel Isles, Isle of Wight, Isle of Man	62
General Rules applicable to all Freestyle to music qualifiers	62
Novice Freestyle Championship	62
Elementary Freestyle Championship	63
Medium Freestyle Championship	63
Advanced Medium Freestyle Championship	63
Prix St Georges Freestyle Championship	63
Pas de Deux/Freestyle with more than one Competitor	63
Qualification from Regionals & Wild Cards	64
Potential International Dressage Horse	64
Young Horse Class Rules	65
Young Horse Championships Hickstead	65
BD Young Horse Championship	66
The Sheepgate YR Dressage Championship	66
Senior Home International Competition	67
Senior Inter-Regional Competition	68
BYRDS Home International Competition	68
BYRDS Inter-Regional Competition	69
Scottish Qualifiers & Championships	69

Part 8 - Para Equestrian

Para Equestrian competitions for riders classification I-IV	71
Visually Impaired riders	72
Horses used for Para Equestrian competitions	72
National qualifiers for Para Equestrian riders	72
Para Equestrian winter qualifiers	73
The British Para Equestrian Championships	73
The Open Para Equestrian Winter Championships	73
Para Dressage Tests 2012	73

Appendices

1 National and International rankings	74
2 Assessors/Young horse judges panel 2012	74
3 Judges Complaints Proceedure	76
4 Rights of Members at DSC Hearings	77
5 Powers of the DSC to Impose penalties	78
6 Child Protection Policy	80
7 Equity and Equal Opportunities	82
8 Music Licence	83
9 The Scales of Training	84
10 The Welfare of the Horse in Dressage	86
11 FEI Object & General Principles of Dressage	87
12 British Dressage Members Insurance	98

Contacts	102
---------------------------	-----

Index	103
------------------------	-----

FEI CODE OF CONDUCT FOR THE WELFARE OF THE HORSE

British Dressage adpots the FEI code of conduct for the welfare of the horse in all respects in order to maintain standards in both international and national competition.

The FEI requires all those involved in international equestrian sport to adhere to the FEI's Code of Conduct and to acknowledge and accept that at all times the welfare of the Horse must be paramount and must never be subordinated to competitive or commercial influences.

1. At all stages during the preparation and training of competition Horses, welfare must take precedence over all other demands.
 - a) Good Horse management
Stabling, feeding and training must be compatible with good Horse management and must not compromise welfare. Any practices which could cause physical or mental suffering, in or out of Competition, will not be tolerated.
 - b) Training methods
Horses must only undergo training that matches their physical capabilities and level of maturity for their respective disciplines. They must not be subjected to any training methods which are abusive or cause fear or for which they have not been properly prepared.
 - c) Farriery and tack
Foot care and shoeing must be of a high standard. Tack must be designed and fitted to avoid the risk of pain or injury.
 - d) Transport
During transportation, Horses must be fully protected against injuries and other health risks. Vehicles must be safe, well ventilated, maintained to a high standard, disinfected regularly and driven by competent staff. Competent handlers must always be available to manage the Horses.
 - e) Transit
All journeys must be planned carefully, and Horses allowed regular rest periods with access to food and water in line with current FEI guidelines.
2. Horses and Athletes must be fit, competent and in good health before they are allowed to compete.
 - a) Fitness and competence
Participation in competition must be restricted to fit Horses and Athletes of proven competence.

- b) Health status
No Horse showing symptoms of disease, lameness or other significant ailments or pre-existing clinical conditions should compete or continue to compete when to do so would compromise its welfare. Veterinary advice must be sought whenever there is any doubt.
- c) Doping and Medication
Abuse of doping and medication is a serious welfare issue and will not be tolerated. After any veterinary treatment, sufficient time must be allowed for full recovery before Competition.
- d) Surgical procedures
Any surgical procedures that threaten a competing Horse's welfare or the safety of other Horses and/or Athletes must not be allowed.
- e) Pregnant/recently foaled mares
Mares must not compete after their fourth month of pregnancy or with foal at foot.
- f) Misuse of aids
Abuse of a Horse using natural riding aids or artificial aids (e.g. whips, spurs, etc.) will not be tolerated.

3. Events must not prejudice Horse welfare.

- a) Competition areas
Horses must only be trained and compete on suitable and safe surfaces. All obstacles must be designed with the safety of the Horse in mind.
- b) Ground surfaces
All ground surfaces on which Horses walk, train or compete must be designed and maintained to reduce factors that could lead to injuries. Particular attention must be paid to the preparation, composition and upkeep of surfaces.
- c) Extreme weather
Competitions must not take place in extreme weather conditions if the welfare or safety of the Horse may be compromised. Provision must be made for cooling Horses quickly after competing in hot or humid conditions.
- d) Stabling at events
Stables must be safe, hygienic, comfortable, well ventilated and of sufficient size for the type and disposition of the Horse. Clean, good quality and appropriate feed and bedding, fresh drinking water, and washing-down water must always be available.
- e) Fitness to travel
After competition, a Horse must be fit to travel in accordance with the FEI's guidelines.

4. Every effort must be made to ensure that Horses receive proper attention after they have competed and that they are treated humanely when their competition careers are over.

- a) Veterinary treatment
Veterinary expertise must always be available at an Event. If a Horse is injured or exhausted during a Competition, the Athlete must dismount and a veterinarian must check the Horse.
- b) Referral centres
Wherever necessary, the Horse should be collected by ambulance and transported to the nearest relevant treatment centre for further assessment and therapy. Injured Horses must be given full supportive treatment before transport.
- c) Competition injuries
The incidence of injuries sustained in competition should be monitored. Ground surface conditions, frequency of Competitions and any other risk factors should be examined carefully to indicate ways to minimise injuries.
- d) Euthanasia
If injuries are sufficiently severe the Horse may need to be euthanased by a veterinarian as soon as possible on humane grounds and with the sole aim of minimising suffering.

e) Retirement

Every effort should be made to ensure that Horses are treated sympathetically and humanely when they retire from competition.

5. The FEI urges all those involved in equestrian sport to attain the highest possible levels of education in their areas of expertise relevant to the care and management of the Competition Horse.

Introduction

- a) The Directors of British Dressage are responsible for all matters connected with Dressage. British Dressage office staff are located at Stoneleigh Park and all correspondence should be addressed to: British Dressage, British Equestrian Federation, Stoneleigh Park, Kenilworth, Warwickshire, CV8 2RJ.
- b) Affiliated Dressage Competitions are those held under the rules contained in this book. Their schedules are distributed in the publication "British Dressage" and on www.britishdressage.co.uk.
- c) These rules are intended principally for use in connection with National Dressage Competitions. As such they will relate to all competitions affiliated to British Dressage. However, it must be noted that such Rules do not exclusively relate to National Competitions and that some rules, particularly with regard to conduct and discipline, will be effective at all times and in any circumstance with regard to members of British Dressage.
- d) Every eventuality cannot be provided for in these Rules. In any unforeseen or exceptional circumstances it is the duty of the relevant officials to make a decision in a sporting spirit, approaching as near as possible the intention of these Rules and to protect the reputation of the sport of dressage in the UK and the welfare of the horse.
- e) Additions and amendments to these rules, since last year, are indicated by dark print. Further amendments or changes to the rules in this book may be published in 'British Dressage' (which is published 8 times per year), the website, show organisers or officials information brief or 'Horse and Hound' or letter, note, fax signed by a member of staff. Failure to comply with any rule changes published in it will be considered a breach of these rules.
- f) Only queries relating to this rule book that are submitted and answered in writing by an authorised member of staff will be binding on British Dressage.
- g) If any member wishes to appeal a decision of British Dressage, the Board of Directors, the Chief Executive or the Disciplinary Sub Committee, such appeal must be made to the British Equestrian Federation Appeals Committee save in the circumstances where British Dressage provides for an alternative appeal procedure in the first instance.
- h) The notice of appeal must be lodged within 7 days of the relevant person receiving notification of the relevant decision. In the event that any member is dissatisfied with the decision of the BEF Appeals Panel, such Appeal may be referred to Sports Resolutions (UK).

Rules for World Class Performance Squad Riders in National Competitions and those competing in International Competitions.

This Rule applies to members of British Dressage who are competing in National Competitions or any riders competing in International Classes in Great Britain or throughout the World. All such competitors and horses when competing in the above categories hereby agree to do so under the jurisdiction of the BEF or in turn the FEI, BOA, IOC and the Sports Councils of Great Britain.

The BEF Rule Book will apply in all such circumstances including the rules for doping and medication control and the BEF Rules shall take precedence over the rules of British Dressage for such purposes.

It is the responsibility of all members of British Dressage affected by this rule to familiarise themselves with the Rules of the BEF, FEI, BOA, IOC and Sports Councils of Great Britain which may be obtained from British Dressage.



Experience Technical Excellence



SAADDLERY
PURNELL BOTTLE

Albion Saddlemakers Ltd,

Albion House, Bridgeman Street, Walsall, WS2 9PG, England

+44 (0) 1922 646210 • www.albionsaddlemakers.co.uk

Applications for British Dressage membership must be made on an approved form and submitted to the British Dressage office at Stoneleigh Park, Kenilworth, Warwickshire CV8 2RJ. They may also be made online via www.britishdressage.co.uk. Applications must be accompanied by the appropriate fee as published by British Dressage from time to time.

British Dressage reserves, in its absolute discretion, the right to decline any application for, or renewal of, membership without stating cause.

Only a Member (or those with a class ticket or in Introductory or Preliminary non-qualifying classes) of British Dressage shall:

- i. compete at British Dressage competitions;
- ii. own a horse or pony registered with British Dressage;
- iii. become a listed Judge or Trainer;

Only members of British Dressage and organisers of affiliated competitions will be covered by insurances Provided by British Dressage (see annex 12)

Details of membership and horse registration costs are shown on the British Dressage website and in the British Dressage magazine.

Membership Types

Full competing membership
 Non competing/supporter membership
 Music membership (BHS Riding Club members)
 Music membership (non BHS Riding Club members)
 Eventers' BD membership* (1st October – 31st March)
 Pony Club membership
 Riding Club membership (1st October – 31st March)
 Life membership
 Company membership

Horse Registration Options

Preliminary – Grand Prix
 Addition of Prefix or Suffix
 Eventers' BD (1st October – 31st March)
 Change of ownership (free at time of registration)
 Class ticket (per class)

*Eventers' BD membership is only available to those who are currently members of British Eventing. It is assumed that the owners of British Dressage Eventing horses will also be British Eventing members. If the British Eventing membership lapses during the time of registration as an Eventing BD member the insurance cover from British Eventing would be invalid.

1. Acceptance of rules

Making an entry for an affiliated Dressage Competition constitutes acceptance of these Rules and binds an entrant to abide by them. It is the responsibility of owners and riders to ensure that horses and riders are eligible to compete in the classes for which they are entered. Any dispensation from these Rules will only be valid if in writing.

2. British Dressage membership

In order to be eligible to ride in affiliated competitions or register as the owner of a horse/pony with British Dressage, it is necessary to be a member of British Dressage except for Introductory, Preliminary non-qualifying sections or classes and those entering using a class ticket. There is no lower age limit. British Dressage subscriptions run for twelve months from the date of joining, except for Eventers' BD membership and BRC membership which runs from 1st October – 31st March. British Dressage reserves the right to refuse Membership. Music Membership entitles riders to compete in all freestyle to music competitions with a registered or unregistered horse. Those with full and Eventers' BD membership do not require additional music membership as are already covered to ride in music classes.

3. Class tickets

British Dressage members on non registered horses and non-members on registered or non registered horses will be able to buy class tickets at **£7** each. Each ticket will enable them to enter one affiliated class. They must pay the entry fees and abide by the British Dressage Rule Book.

They will be able to win prize money and rosettes but will not be able to earn grading points or qualify for Championships other than Area Festivals. Both horse and rider must be registered before entering these Championships. Riders and horses do not have to be members to compete in Introductory or Preliminary non-qualifying sections but should they wish to compete in the qualifying section the rider will need to be a member or compete on a class ticket. In the event of a ticket holder winning a class, qualification will pass to the next eligible competitor. Only members of British Dressage in groups 3-1 may compete on a class ticket at PSG and above.

4. Grading of riders Riders will be graded in the following groups:

Group 1

Riders who have competed in a CDI abroad or in any CDIO or CDIW after 1 April 1994 except those who have competed on borrowed horses (eg, Sydney CDI). Group 1 riders may not compete in Novice and Elementary qualifiers.

Group 2a

Riders who have won point(s) at Grand Prix or who have competed in Big or Small Tour in a UK based CDI after 1 April 1994 (except Group 1). Group 2a riders may not compete in Novice qualifiers. Any U25 rider who competes in FEI 16-25 GP will become Group 2a. Should the rider compete in this class abroad, and also compete in any Senior CDI class, that rider will automatically become Group 1.

Group 2

Riders who have won point(s) at Inter I and above in National Classes after 1 April 1994 (except Groups 1 & 2a).

Group 3

Riders who have won points at PSG level or above (including FEI Young Rider classes) after 1 April 1994 (except Groups 1-2a). **Also riders who have, in the 12 months prior to claiming, gained 62% or above in Advanced 102 or 105 or FEI YR level tests and have claimed Group 3 status in order to ride at PSG by writing to the BD Office (see Rule 5d).**

Group 4

Riders who have won more than 14 points at Advanced Medium level or any points at the levels above (including FEI Junior classes), after 1 April 1994 (except Groups 1-3).

Group 5

Riders who have won more than 14 points at Medium level or any points at the levels above (including FEI Pony classes) after 1 April 1994 (except Groups 1-4). See Rules 5g and 5h.

Group 6

Riders who have won more than 14 points at Elementary level or any points at the levels above after 1 April 1994 (except Groups 1-5). See Rules 5g and 5h.

Group 7

Riders who have won more than 14 points at Novice level or any points at the levels above after 1 April 1994 (except Groups 1-6). See Rules 5g and 5h.

Group 8

All other riders.

All Pony, Junior and Young Riders regardless of their age will adhere to the same rules as a Senior Group 1 rider if they compete in a Senior International CDI, CDIO, CDI-W, Small Tour or Big Tour (UK or abroad). This does not apply to Under 21 riders competing in CDIs at Pony, Junior and Young Rider level.

Riders who have not competed at or above a specific level (including British Eventing) for four years or more may apply to the BD office in writing to down group by one level only.

5. Restricted, open and training sections

Restricted and Open sections have been introduced to create a more level playing field for the less experienced rider. As in rule 4 the Group into which each rider is placed is determined by their experience at each level of competition. The rider group then determines whether they compete in the Open or Restricted sections of classes as set out below.

Restricted section riders may gain 14 points at the next higher level before having to ride in the open section at the level below. For example, a Group 7 rider will be able to gain 14 points at Elementary before becoming Group 6 and therefore having to ride in the Novice Open section. This applies to all levels from Novice to Medium. At Advanced Medium, riders may gain unlimited points at advanced level and retain eligibility to ride in the Restricted section. Those who wish to compete at PSG must be Group 3 and must ride in the Advanced Medium Open section.

Riders who believe they are eligible to move to a lower rider group should apply to the BD office so that their competition record can be checked and rider group amended. Riders may only down group by one level. Cumulative points over more than one level will not be taken into account.

Classes from Novice to Advanced Medium will be divided into Open and Restricted sections. Organisers must offer both sections when running a class at a level where Open/Restricted sections apply.

- a) At Novice level, riders are eligible for Restricted sections if they have won no more than 14 points at Elementary level or any points at the levels above since 1 April 1994.
- b) At Elementary level riders may enter the Restricted section if they have won no more than 14 points at Medium level or any points at the levels above since 1 April 1994.
- c) At Medium level riders may enter the Restricted section if they have won no more than 14 points at Advanced Medium level or any points at the levels above since 1 April 1994.
- d) At Advanced Medium level riders may enter the Restricted section if they have won no points at PSG or above since 1 April 1994 and they do not wish to use Advanced points to claim Group 3 status in order to compete at PSG.
- e) Those riding a downgraded horse must compete in the Open section up to and including the level from which the horse was downgraded.
- f) British Dressage and British Eventing riders awarded a Union Flag must ride in the Open section with the exception of Para Equestrian Dressage riders. See rule 46 for further definitions and exceptions. As soon as anyone receives a Union flag any qualifications already gained in Restricted sections must be transferred to Open sections. See rule 120.

- g) A rider who has competed at Advanced horse trials since 1st April 1994 may not be below a group 5 rider.
- h) A rider who has competed at Intermediate horse trials since 1st April 1994 may not be below a Group 6 rider.
- i) Foreign riders and those who have spent a minimum of 12 months abroad will be no lower than a Group 3 rider upon registration unless dispensation is granted by British Dressage.
- j) Only riders in Groups 1-3 who have gained 62% or above in Advanced classes (**102 or 105**) in the UK may compete at PSG and above. Foreign riders allocated to Group 3 by default must qualify by achieving a score of 62% or more in an Advanced level class. If any rider receives a score of below 50% in a class at PSG or above they must then not compete in a class at these levels again until they have achieved a score of 62% or more in an Advanced level class.
- k) Those with BHSI or FBHS qualification will be no lower than Group 5 upon registration.

Riders must state the section they are entering for every class. They may not change section after the withdrawal date. If this is not stated riders will be put in the open section. Riders competing on downgraded horses see rule 14.

Eligibility is as follows:

Group 1	Open Section (non qualifier only)	Novice to Elementary
	Open Section	Medium & Advanced Medium
Group 2A	Open Section (non qualifier only)	Novice
	Open Section	Elementary to Advanced Medium
Groups 2 & 3	Open Section	Novice to Advanced Medium
Group 4	Open Section	Novice to Medium
	Either Section	Advanced Medium
Group 5	Open Section	Novice to Elementary
	Either Section	Medium to Advanced Medium
Group 6	Open Section	Novice
	Either Section	Elementary to Advanced Medium
Groups 7 & 8	Either Section	Novice to Advanced Medium
	Qualifying Section	Preliminary

Points won by a Group 1 or Group 2a rider may not count as a part qualification for the horse concerned.

Training sections

Training sections are open to members on registered or un-registered horses, non-members may enter with class tickets. Both horse and rider must be eligible under BD Rules for levels entered. They are not qualifiers for Summer or Winter Regional Championships, but the score sheets gained in them can be used for Area Festival qualification. No grading points will be given and results will not affect rider status. British Dressage Rules will apply to the Training sections. Rosettes and prize money will be at the discretion of the Organiser.

If Training sections are not offered in the schedules, members may request that a Training section is held. If an Organiser does not wish to run Training sections, this must be stated clearly in the schedule.

6. Foreign riders domiciled in the UK and/or competing in national classes

Irish passports are considered to be foreign.

Riders who wish to maintain eligibility to ride for their own country may compete in Qualifiers and Championships but even though they may win the Grand Prix Championship classes they will not become The National Champion and will not be awarded sashes, rosettes or prize money. Foreign riders competing at other levels at the National Championships will be awarded first place sashes, rosettes and prize money (see Rule 5 (i) for rider groupings).

Foreign riders competing in the UK require permission to compete from their National Federation; this must be submitted to the BD office upon registration.

7. Horse/Pony registration

Before being eligible to compete in an affiliated Dressage competition a horse or pony must be registered with British Dressage (except for Introductory and Preliminary classes). There is no lower height limit for registration but horses/ponies must be four years old or over in order to compete. British Dressage reserves the right to refuse a horse/pony registration.

Full registration for horses and ponies runs for 12 months from the date of registration (with the exception of Eventers' BD and BRC membership which is from 1st October – 31st March). If a horse's registration has lapsed for more than one month then any points gained during that period, or qualifications gained up to and including that period will become invalid. **A horse that has been subject to a loss of use insurance claim may be registered provided that it is fit and sound.**

It is a legal requirement of British Dressage that legal owners of horses and ponies registered with British Dressage must also be members of British Dressage. This is important since where the stated owner of a registered horse/pony is not the legal owner this could invalidate the liability insurance under the British Dressage policy.

Registrations are accepted on the understanding that the person making the registration is the bona fide owner or part owner of the horse or pony registered or his authorised agent. BD will accept no responsibility in cases of disputed ownership which must be settled by the parties concerned, if necessary by recourse to the legal system of the land. BD may suspend registration of the horse or pony until such time as the dispute over ownership is settled.

Horses/Ponies must be registered with the same name as the name shown on their registered national breed society FEI passport, the only exceptions are as below:-

- a) The name of the horse/pony must be registered with the name shown on its passport. This can be changed if the horse/pony's name on its passport is formally changed by the issuing authority; the relevant pages of the new amended passport will have to be sent to British Dressage for verification. The fee for change of name is £30.
- b) A horse that was registered with a different name to that on the passport prior to the implementation of this rule in 2010 may keep the registered name. However, if an owner wishes to change the registered name to match the name that is on its national breed society passport, this can be changed free of charge.
- c) The horse/pony's name has not been entered on its national breed society passport. In this case the owner of the horse/pony can choose the horse/pony's name and enter it direct onto the passport. Please note this name will be linked to the horse/pony's unique identification number shown on its passport.
- d) A suitable prefix or suffix (not shown in the horse/pony's passport) may be added for a fee of £30. This name must be retained for a minimum of 1 year.
- e) If the horse/pony is subsequently registered with the FEI the chosen prefix may not be permitted and the horse/pony must be named according to the FEI rules.
- f) If a horse/pony changes ownership/sponsorship the prefix/suffix can be removed and the horse/pony can revert back to its original name unless the national breed society passport has also been changed. There is no charge for this.

8. Equine influenza vaccination

A valid passport must accompany the horse to all competitions and be produced on request; failure to comply with these requirements is a disciplinary offence and will debar the horse from competing at the Event for which it has been entered.

A horse will not be permitted to compete unless:

- a) It has a current vaccination against equine influenza which complies with the following conditions:
 - i) Two injections for primary vaccination, not less than 21 days and not more than 92 days apart, are required before being eligible to compete;
 - ii) A first booster injection must be given not less than 150 days nor more than 215 days after the second injection of primary vaccination;
 - iii) Subsequent booster injections must be given at intervals of not more than one year, commencing after the first booster injection.
 - iv) Any relevant injection was given not less than seven days from the commencement of the competition

The Record of Vaccination(s) in the horse's passport must be completed by the appropriate veterinary surgeon (who is neither the Owner nor the Rider of the horse) in which the record of injection(s) is completed, signed and stamped line by line.

For those competing under FEI rules please refer to the FEI rules.

9. Limitations on competing

Horses that are suspected of suffering from infectious or contagious diseases or have been in contact with other animals suffering from such diseases, and horses which are not free from infectious or contagious diseases or come from places or establishments which are not free from such diseases, are not permitted to take part in any British Dressage event.

Mares may not compete after their fourth month of pregnancy or with a foal at foot.

The rider is responsible for ensuring that their horse is fit to compete, **including horses subject to a loss of use claim.**

10. Ponies/height certificates

Ponies may be registered for the full fee according to their grade and compete on equal terms with horses in all affiliated competitions, with a rider of any age. Grading points will be awarded in the normal manner.

Ponies are not required to obtain FEI Height Certificates for their FEI Passports. Ponies will need current JMB Height Certificates for National competitions and riders should ensure that their ponies are used to being measured and within the current height limit, as they are liable to be measured if they travel to International competitions, and will be measured at the Pony European Championships.

Ponies who attend Pony Squad training will be measured by the Team Vet at one or more of their sessions.

Copies of valid Height Certificates for all ponies entered for Selection Trials must be submitted with their entries.

11. Age of horse/pony

The age of a horse/pony is taken from 1st January in the year in which it was born. Horses competing at PSG level and above must be at least 7 years old. Horses competing at Grand Prix must be at least 8 years old.

12. Grading points

Horses are graded on a points system. Points will be awarded against the percentage achieved in accordance with the scales below:

60.00 - 61.99%	1 point
62.00 - 63.99%	2 points
64.00 - 65.99%	3 points
66.00 - 67.99%	4 points
68.00 - 69.99%	5 points
70.00 - 71.99%	6 points
72.00% and above	7 points

All horses obtaining the percentages shown above will be allocated points regardless of place and prize money. However Introductory and Preliminary classes, Music classes and all Young Horse classes will be exempt.

FEI Pony Tests when used exclusively for Ponies will also be exempt from grading points although they will still count as Medium level classes for rider grading purposes, i.e. riders gaining percentages equivalent to more than 14 points in them will be Group 5 riders.

Grading queries can only be dealt with if in writing and within 12 months of the relevant competition.

13. Grades of horses

Horses may compete only at the level they are graded or higher. The upper points limit for each grade is as follows:

Preliminary	49 points
Novice	124 points
Elementary	199 points
Medium	299 points
Advanced Medium	374 points
Advanced	Open to any horse

There are additional limits for classes qualifying for National Championships and restrictions on horses which have started at Intermediate I and above. See Rules for Qualifying and Championships for each level.

Ponies may continue to compete at Medium level once 299 points are achieved but must compete in the open section. This rule only applies to ponies ridden by riders 16 years and under.

14. Downgrading horses

Any horse may be downgraded once per twelve month period subject to the restrictions below. Applications should be made to the British Dressage Office and, for a fee of £60; the horse will be re-graded according to the following table.

Rider Group	Points horse will be allocated
Group 8	50 points
Group 7	75 points
Group 6	125 points
Group 5	225 points
Group 4	300 points
Group 3	375 points

Restrictions apply to horses which have competed at Inter 1-GP levels. Any such horse will not be eligible to compete in qualifiers at lower levels unless it has been downgraded, regardless of its actual points' total. All downgraded horses will have their previous points recorded on the computer.

Downgrading applies to an individual horse/rider combination and is only maintained if the horse is competed by another rider at the same group (or lower) as the rider who downgraded the horse, whilst still registered to the downgrading owner. For example, a horse downgraded by a Group 7 rider will only maintain its downgraded status if competed by another Group 7 or 8 rider, or a rider of an equivalent Group if the downgrading rider upgrades. Should the horse be sold, or a rider of a higher grade compete the horse, the horse's points will revert to the highest number of points the horse has ever had on its record.

A downgraded horse will not be eligible to compete in any National qualifiers or qualify in any way, including Area Festivals, within six months of the downgrading and will lose any current qualifications. Downgraded horses must be ridden in the Open section, up to and including the level from which they have been downgraded regardless of rider group .

Horses may be de-downgraded for a fee of £10 and will revert back to the highest ever points total (provided this total is higher than the current points) . If you are registering a newly imported horse check Rule 15 for further options.

15. Imported horses

Owners of imported horses must supply proof of age at importation, i.e. official import documents or up-to-date GB influenza certificate, before the horse can be registered with British Dressage. For the purpose of registration, horses foaled in Northern Ireland and Eire are classified as British.

Horses that are imported to the UK via Ireland will be awarded points according to their age upon entry to Ireland (proof of importation must be provided) or if they have been competed under Dressage Ireland rules, a full competition record must be submitted so that BD points can be allocated accordingly.

An imported horse which has been registered with British Eventing for at least one year and has a competition record showing completion of at least one BE100 event (or above) will be exempt from importation rules.

Initially, imported horses will be graded according to their age at the time of registration to the scale given overleaf unless proof of importation at an earlier age can be supplied. These points may be reduced by Downgrading (see rule 14) or by Assessment (see rule 16).

4 year old	0 points
5 year old	45 points
6 year old	160 points
7 year old	260 points
8 year old	400 points
9 year old	435 points
10 year old	450 points

16. Assessment

If the owner wishes an imported horse's level of training to be assessed, this must be done between first registration and the first competition entry. He/she must contact the Dressage Office, to make an appointment for the horse to be assessed. A horse which has been assessed does not carry the restrictions imposed by downgrading. The cost of assessment is £75. **Assessors should not assess horses that are known to them, eg. horses the assessor has previously seen in a training or purchasing/selling context.**

17. Grading of horses training or competing abroad

Horses which go abroad and compete in National Competitions will be classed as imported horses for grading purposes if they return to the UK. However if a full competition record for that horse from the foreign federation is presented to British Dressage, only the appropriate number of points according to results achieved will be added to the points the horse had when it left the UK.

Horses competing abroad in CDNs e.g. National classes at the Sunshine Tour will have the results graded and the appropriate number of points added to their record. It is the riders responsibility to ensure they notify BD if they have competed abroad in CDNs.

18. Introductory classes

Introductory classes are open to members in groups 7 & 8 or non-members, on registered and un-registered horses with no grading points. Grading points will not be awarded for Introductory classes and sheets gained in these classes cannot be used for qualification.

19. Preliminary classes

The non-qualifying section of Preliminary Classes is open to anyone, member or non-member, registered or non-registered horse, horse not to have gained more than 49 points. Those competing in the non-qualifying section do not qualify for the Winter or Summer Regional Championships.

The qualifying section of Preliminary Classes is restricted to those who are eligible to qualify for the Summer and Winter Regional Championships, i.e. members of BD, who are groups 7 or 8, riding registered or unregistered horses with no more than 49 points.

Preliminary classes carry no grading points. Full Horse registration will be required for those competing at the Summer and Winter Regional Championships **and Area Festivals** .

20. Unaffiliated competitions

If an unaffiliated class is run at an affiliated show, the class must be run and judged separately from any equivalent affiliated class.

If there are fewer than ten riders in either section, the class may be mixed, but organisers should endeavour to keep the sections separate whenever possible.

Unaffiliated classes run as part of an affiliated show must be run under BD rules in all respects in order to be covered by BD insurance.

21. Ungraded classes

Certain classes may be designated as ungraded by an organiser. They will only be open to members of British Dressage riding registered horses or to those with class tickets. Horses will get no grading points in them nor will the rider grades be affected by them and they will not count towards qualification in any way. They may cover more than one level with the schedule stipulating the test to be ridden at each level and would then be judged on a percentage basis. If provided at Medium level they would be completely open to any horse with any rider.

22. Associated competitions

These competitions are open to members and non-members of British Dressage but may be restricted in some way, for instance to horses in a certain stud book. They are run under British Dressage rules and may give whatever prize money they choose. Their schedules must be included in the Omnibus Schedules section in "British Dressage" and they will be liable for the £2.00 levy per competitor although no grading points will be given and classes will not count as qualifiers for the British Dressage Championships.

23. British Dressage tests in use for 2012**Introductory level**

Introductory A (2008) Short
Introductory B (2009) Short

Preliminary level

No. 1 (2006) Short	No. 14 (2006) Short*
No. 4 (2002) Short	No. 15 (2008) Long*
No. 7 (2002) Short	No. 18 (2002) Short
No. 12 (2005) Short	No. 19 (2008) Long*
No. 13 (2006) Short*	

Novice level

No. 22 (2007) Long
No. 23 (2012) Long
No. 24 (2010) Short
No. 27 (2007) Short
No. 28 (2008) Short
No. 30 (2006) Short*

No: 34 (2009) Short*
No: 35 (2009) Long*
No. 37 (2007) Long*
No. 38 (2005) Long*
No. 39 (2010) Long*

Elementary level

No. 40 (2010) Long
No. 42 (2008) Short
No. 43 (2006) Long
No. 44 (2002) Short
No. 45 (2010) Long

No: 49 (2009) Short*
No. 50 (2007) Short*
No. 53 (2007) Long*
No. 57 (2007) Long*
No. 45 (2010) Long*

Medium level

No. 61 (2002) Long
No. 63 (2002) Short
No. 69 (2005) Long

No. 71 (2002) Short*
No. 73 (2007) Long*
No. 75 (2002) Long*

Advanced medium level

No: 85 (2009) Long (FEI Junior Prelim test)
No: 90 (2012) Short*
No. 92 (2011) Long (FEI Junior Team test)*
No. 93 (2004) Short*

No. 94 (2002) Long
No. 96 (2011) Long (FEI Junior Individual test)
No. 98 (2002) Long*

Advanced level (long arenas)

No. 100 (2002) Long
No. 102 (2012) Long

No. 105 (2011) Long (FEI Young Rider Prelim test)
No. 108 (2011) Long (FEI Young Rider Individual test)- This test is PSG standard and may only be ridden by group 3 riders and above.

BD Intermediate II 2012 (long arenas) (not an FEI test)*

Tests highlighted with a * will be the only tests used for qualifiers. It is still permissible for these tests to be used in non-qualifying classes.

F.E.I tests (long arenas)

F.E.I PSG (2009)
F.E.I Intermediate I (2009)
F.E.I Intermediate II (2009)

F.E.I.Grand Prix (2009)
F.E.I Grand Prix Special (2009)
F.E.I Olympic Grand Prix Special (2012)

F.E.I. U21 tests:

F.E.I. Pony Preliminary, Team and Individual Tests (2009), Freestyle (2009)
– Medium Standard
F.E.I. Junior Preliminary, Team and Individual Tests (2009), Freestyle (2009)
– Advanced Medium Standard
F.E.I. Young Rider Preliminary and Team (2009), Individual – Prix St Georges test (2009),
Freestyle (2009) – Advanced Standard

Freestyle tests:

Introductory (2012) short arena

Preliminary (2012) long arena (or short arena at organiser's discretion)

Novice (2012) long arena (or short arena at organiser's discretion)

Elementary (2012) long arena (or short arena at organiser's discretion)

Medium (2012) long arena

Advanced Medium (2012) long arena

Prix St Georges – FEI YR Freestyle (2009) will be used – long arena

FEI Intermediate I (2009) long arena

FEI Grand Prix (2009) long arena

Young horse tests

BD Basic Test 4 year old (YHB4 2003)

BD Novice Young Horse Test for 5 yr (YHN5 2004)

BD Elementary Young Horse Test for 5 yr (YHE5 2009)

BD Elementary Young Horse Test for 6yr (YHE6 2004)

BD Medium Young Horse Test for 6yr (YHM6 2009)

F.E.I Preliminary Test for 5yr (FEI YHP5 2009)

F.E.I Preliminary Test for 6yr (FEI YHP6 2009)

F.E.I Finale Test for 5yr (FEI YHF5 2009)

F.E.I Finale Test for 6 yr (FEI YHF6 2009)

Please note – the following tests with the same number but earlier issue date as the one listed above have been discontinued and must not be used:

No. 23 (2002) Long

No. 24 (2002) Short

No. 39 (2002) Long

No. 53 (2002) Short

No. 57 (2002) Long

All National tests dated prior to 2002 have been withdrawn and must not be used.

24. Freestyle tests

British Dressage produces Test Sheets for Freestyle Tests at Introductory, Preliminary, Novice, Elementary, Medium, Advanced Medium, Prix St Georges, Intermediate I and Grand Prix Levels.

These tests may be ridden either with or without music. No Grading Points are given for any Freestyle competition, whether with or without music, but in all other respects they are run in accordance with graded classes of the comparative level.

25. Freestyle to music

Tests will be timed from the move off after the first salute until the halt before the final salute. Halts must be shown at the beginning and the end of all freestyle tests and these must be on the centre line facing the judge. Tests should be timed to run approximately 15 seconds under the specified time to allow for a slight variation in running speed. Two penalty points will be deducted from the final total if a Test exceeds the maximum time allowed or is more than 30 seconds shorter than the minimum stated time.

The music may start either before the entry at 'A' or after the first halt and salute. No more than 20 seconds of introductory music may be played before the entry at A. Any faults in the reproduction of music at a competition should be taken into account by the Judge. Judges have the authority to restart a competitor should the music fail for any reason.

Test sheets are available at all levels and each includes a list of compulsory movements. If included, movements of a higher standard than the test being performed will be penalised by the deduction of two points each time they are performed

26. F.E.I. Three Day Event tests

These tests come under the Rules for National Tests when used in Affiliated Dressage competitions, except that all trot work must be executed as instructed on the Score Sheets.

27. Availability of tests

Copies of all tests may be purchased from the Dressage Office. Details of prices for test/score sheets and postage and packing for large orders are available on request. The British Dressage test and score sheets are protected by copyright and must not be reproduced in any form or means without the prior permission of British Dressage.

28. Dressage Schedules

Dressage Schedules are incorporated in British Dressage magazine which is produced **eight** times a year and sent free of charge to all British Dressage members.

29. Organiser's rights

The Organiser has the right to:

- a) Cancel any class or contest.
- b) Divide any class.
- c) Alter the advertised time of a class from that published in the schedule.
- d) Refuse any BD non- Championship entry providing a valid reason is given to the competitor and the entry fee is returned prior to the competition.
- e) Refuse any entry to a BD Championship providing a valid reason is given and permission is sought from the Chief Executive and there is sufficient time for the rider to enter an alternative Regional Championship.

30. Opening dates and close of entries

The 'Opening Date' for entries for affiliated competitions can be found in the British Dressage magazine at the start of the dressage schedules listing. Entries may only be made on or after the opening date. Organisers may destroy entries postmarked before the 'Opening Date'. Entries may not be accepted after the Closing Date unless at the discretion of the Organiser. Organisers may charge a late entry fee of their choosing providing that it is shown in the schedule.

31. Entries

- a) Entries must:
 - (i) Be made on the official entry form.
 - (ii) Be accompanied by the correct fees.
 - (iii) Include the British Dressage registration number for each horse and rider, where applicable. The only exception is for the National Preliminary Championship qualifiers when the horse is not required to be registered. Entries without correct and current registration details may not be accepted. Score sheets and any rosettes, prize money or prizes will not be given until correct registration details are provided.
 - (iv) A horse may only be ridden once in any class (with the exception of "pick a test" classes where a horse may be ridden more than once in different tests within the class).
- b) Riders must state on their entry form whether they wish to compete in the Open or Restricted section (Qualifying or non-qualifying section for preliminary) for each class entered. If this is not stated, riders will be put in the Open section (non-qualifying section for preliminary). Riders may not change sections after the withdrawal date.
- c) The entry fee for each class is given in the schedules.
- d) Horses and riders must be eligible for the classes in which they are entered at the closing date of entries. In the event of a competition being postponed, horses must still be eligible two weeks before the new competition date.

- e) If a horse or rider upgrades on or after the closing date for entries, they may still compete in the class/section for which they were entered.
- f) Competitors must mark on their entry form if a horse has already qualified for the Summer or Winter Regional Championship or any other Championship of a class for which they are entering.
- g) It is the responsibility of owners and riders to ensure that horses and riders are eligible to compete in the classes/sections for which they are entered.
- h) Riders taking part in a class for which they are not eligible or riding a horse in a class for which it is not eligible, will automatically be fined £50.
- i) Making an entry for an Affiliated Dressage Competition constitutes acceptance of the Rules.
- j) All horses must wear numbers (preferably on both sides of the bridle/saddlecloth) whilst being ridden or exercised at affiliated events. Number Discs are available to purchase from the Dressage Office.
- k) The Secretary must be informed of any change of rider from the original entry.
- l) Organisers have the right to eliminate competitors who fail to ring for starting times at the specified time.
- m) If a class is oversubscribed, preference will be given to those not already qualified.
- n) If a rider is found to be ineligible they must return prize money and rosettes to the organiser so that they can be re-distributed.

32. Balloting

If, at close of entries, classes are over subscribed, organisers will have the right to ballot. Competitors who are not successful will be placed on a waiting list and should be notified. Championship classes will not be balloted.

33. Waiting lists

Organisers may keep a 'Waiting List'. In this case, riders/owners should be informed. If for any reason a rider wishes to withdraw from the Waiting List, he/she must notify the organiser according to Rule 35(f). Failure to do so will incur the penalty as indicated under Rule 34(e).

Having been informed that they have been put on a Waiting List, it is the responsibility of the competitor to check whether or not they have been given a place. If a rider does not wish to be included on a waiting list, he/she must state this on the entry form.

34. Withdrawals

- a) Once a competitor's entry has been accepted, it will be assumed that he intends to take part unless he notifies the Organiser to the contrary. Competitors must therefore declare their intention to withdraw, by the time specified in the individual schedules. This will usually be three days before the competition.
See Rule 35a (refund of entries).
- b) Competitors should do their best to avoid withdrawing after the withdrawal date but should it become unavoidable they must ring and notify the organiser immediately.
- c) Competitors failing to request their times as specified in the schedule may be deemed to have withdrawn (see rule 31(l)).
- d) Written confirmation of a verbal withdrawal must reach the organiser within seven days of the withdrawal.
- e) Organisers may report to the Dressage Office, anyone who does not take part yet fails to withdraw in accordance with (a), (b), (c) & (d) above, or who cancels cheques to avoid payment when withdrawing. Failure to comply with this rule renders the owner/rider liable to a fine of £50.
- f) Once the test has been completed (i.e. the final halt at the end of the test) it is not permissible to withdraw or retire.

35. Refund of entry fees

- a) No refund will be made to those withdrawing after the Close of Entries.
- b) Fifty per cent of total entry fees will be returned to those whose withdrawal is received before the Close of Entries, and confirmed in writing within 7 days.
- c) A full refund will be made for horses which upgrade on or before the Close of Entries, but whose entries are not transferred to classes of a higher grade.
- d) A full refund will be made for horses put on a waiting list, but not eventually offered a place.
- e) In the event of a competition being cancelled, Organisers are entitled to retain up to £2.50 per horse, per class. The remainder to be refunded to all entrants, including those who withdrew before the close of entries.
- f) Competitors on waiting lists who choose to withdraw will have 50% of their total entry fees refunded (see rule 33).

36. Hors Concours

Riders wishing to compete 'Hors Concours' in any class, must make this request on their entry form, and obtain permission from the Organiser of the Competition concerned. 'Hors Concours' competitors will not be eligible for any prize or prize money, and their scores need not be shown on the scoreboard. Horse and rider must be registered with British Dressage and must comply with BD rules in all respects apart from eligibility as stated below.

Under no circumstances may a rider declare to be 'Hors Concours' after the class commences. Those riding Hors Concours will not gain any points. Riders may not compete Hors Concours at any Championship.

Any Member can compete a registered horse (or registered or unregistered horse in a preliminary class) 'Hors Concours' without any restriction on eligibility for either horse/rider except for PSG and above when Rule 5 (j) applies.

37. Prize money and rosettes

a) Prize money

Prize money is mandatory, except for Freestyle to Music and Para Equestrian Dressage classes.

The number of prizes given and the amount of prize money, or type of prize if in kind, must be stated in the Schedule and is unrestricted. Once stated, this can only be reduced in the event of entries falling below the minimum scale as shown in the below table.

All Grades:	
1st	5 – 8 entries
2nd	9 – 12 entries
3rd	13 – 16 entries
4th	At the organisers discretion

*** Entries are as per the number of horses stated on the published times.**

The amount given for 1st prize must exceed the entry fee, and if entry fees are discounted for groups such as club members, must exceed the highest entry fee charged. Prize money will be paid per class eg. over both sections, unless stated otherwise in the competition schedule. Vouchers/prizes in kind can only be given if in addition to prize money.

Where prize money is given by a National Sponsor, the number of prizes must be awarded as published in the schedules, regardless of the number of starters.

b) Rosettes

Rosettes must be given to the scale in the below table for competitions but **Organisers are encouraged to award at least up to 6th place**. Where the classes are split in to sections the scale applies to each section. Rosettes and prize money for Training sections will be at the discretion of the Organiser.

Place	Rosette Scale
1st	1 – 4
2nd	5 – 8
3rd	9 – 12
4th	13 – 16
5th	17 – 20
6th	21 – 24
7th	25 and over starters

38. Prizegivings

Competitors must attend prizegivings, or ensure that they are represented, when requested by the organiser. Failure to attend may entail the forfeiture of prize money, rosettes and other awards.

Be complaint with the new BD Rules and look stylish at the same time...



Have some fun and design your own!

Again compliant with safety standards, but you can design your own, with various leathers, crystal options, different trim. These are really stylish with 2000 possible permutations, click on the configurator and design and cook your own. Samshield offers an excellent service if your hat gets damaged they will repair. Stay cool with the excellent ventilation system.

Prices from £490



Really something special!
They comply with the safety standards
and are so light, comfortable and well
ventilated, with subtle decoration which
highlights the hat, so is BD legal.

**LAS Python E428
with Swarovski Crystal E480**



coolequestrian

www.coolequestrian.com

01629 726907 sales@coolequestrian.com

39. Dress

Advanced Tests – **Tail coat with protective hat or top hat, or short jacket with protective hat both with correctly tied white/cream stock or tie. Uniform may be worn with protective hat or uniform cap.**

Introductory to Advanced Medium Tests (including FEI Junior tests) – Uniform, short jacket or tweed coat with correctly tied stock, white American Collar or shirt and tie, and protective hat.

Tail coats and short jackets may be any plain conservative, dark colour. For example navy, bottle green or charcoal grey etc. Tweed coats should not be brightly coloured or have loud patterns.

Logos level with the breast pocket are permitted on jackets but must not exceed 80 square cm (9cm x9cm approx).

N.B. At the discretion of the Organiser, competitors may be permitted to ride without coats in excessively hot weather, but a suitable long/short sleeved shirt that fastens at the neck (not bright or multicoloured) with a tie, American collar or correctly fastened stock must be worn. A fitted, plain, conservative coloured waistcoat may be worn when permission has been granted not to wear coats.

Plain dark coloured waterproof coats may be worn in wet weather. Body protectors may be worn.

40. Hats

Protective hats, as listed below, must be worn by all riders at all times when mounted at a British Dressage competition, including exercising, warming up and competing. Top hats and uniform hats are permitted as an exception to this rule only for Advanced to Grand Prix classes (including FEI Young Rider level) but only for the warm up directly prior to the competition (which may include riding from horse box park/stable to warm up arena) and competition test. It is however recommended that riders to whom this exception applies wear protective hats at all times for their own safety.

All other classes require protective hats to be worn. Classes restricted to Under 21 riders only may require protective hats at all levels and will include any such statement in the schedule. Organisers may also prescribe venue specific rules that are stricter than stated if clearly shown in their schedules.

**All protective hats must meet one of the following standards;
PAS 015, EN1384, BSEN1384 - (BD strongly recommends that hats are BSI Kitemarked)
ASTM F1163 (2004) with SEI mark
SNELL E2001
Australian & New Zealand All AS/NZS 3838 1998
or any new standard that meets or exceeds those stated.**

Protective hats may be worn in place of a top hat at Advanced to Grand Prix and with both short jacket and tail coat. Harnesses must be correctly fastened at all times when mounted. Hats and hat covers must be predominately black or navy blue or of a conservative dark colour that matches the rider's jacket.

Competitors are strongly recommended to check their hats are correctly fitted and and replace them if damaged, or following a fall, and are responsible for ensuring their hat meets the required standards above. Competitors are also advised to check the wording of any insurance policy they may depend on in case of accident for any specific requirements regarding the wearing of hats.

If any hat comes off during a dressage test, it must be replaced immediately; the competitor may dismount or the hat may be handed to them. The test will be restarted at the beginning of the movement during which it came off. There will be no penalty for error of course but if the hat is not replaced the competitor will be eliminated.

If a rider enters the arena and proceeds down the centre line and is not wearing a protective hat as described previously when required, the bell will sound and the rider will be told to leave the arena. At the discretion of the organiser and the judge, the rider may be permitted to restart the test once properly attired.

If a riders persists in not wearing a protective hat after having been warned to dismount until correctly attired, the penalty for contravening this rule will be elimination from all classes on that day. This will also apply if a rider's hat is found not to comply with the previous stated standards as a result of a spot check

41. Breeches/Jodhpurs

Must be plain white, cream or beige except when worn with official uniform when they may be of the uniform colour.

42. Gloves

Must be worn. White, beige or cream gloves are strongly preferred.

43. Boots

Must be plain black or brown and may be top boots or Jodhpur boots. Gaiters may be worn providing they are of identical leather to the boots. Neither boots nor gaiters may have any decoration of any sort except discreet manufacturer's logo studs.

44. Spurs

Spurs may be worn at all levels. Spurs must be worn from advanced level upwards. Spurs must be a pair (except when riding side saddle) and be made of metal. The band round the heel must be smooth and **any shank on the back of the heel must point towards the rear and the end must be clearly horizontal to the ground or pointing downwards. Swan neck spurs are permitted subject to the above restriction.** There is no restriction on the type of shank and rowels that are permitted provided that they are free to rotate. Rowels which have points must have rounded ends. Excessive use of spurs is forbidden. Spurs may not be worn upside down. Spurs that have a smooth rotating rubber, metal or plastic ball on the shank are permitted. Only blunt spurs without rowels may be worn for Young Horse Classes. Dummy spurs are permitted.

45. Whips

It is permitted to carry a whip in all National Classes except Area Festivals, all Championship classes or at the request of the Selectors. A whip may not be carried by a competitor riding any FEI Pony, Junior or Young Rider test. Whips are permitted in all 4 year old classes, including Championships. A whip may always be carried by ladies riding side saddle, but at no time may more than one whip be carried during a test or warming up. Whips are permitted in all para classes, see rule 153 (l).

A whip must not be used in a way or be of a length that disturbs other riders and may not be picked up if dropped during a test.

When saluting, Competitors must take the reins and whip, if carried, in one hand. The free hand should be lowered to the rider's side and the rider should nod the head.

Excessive use of the whip at any time while at an Affiliated competition is forbidden, and it should never be used or carried in a manner which affects other horses.

46. Union flag pocket badge

The policy on the wearing of flags is as follows:

Only riders selected to represent Great Britain in a Grand Prix team at a CDIO, CPEDI, Europeans, World Games, Olympic or Paralympic Games shall be entitled to wear the Union Flag badge on the breast pocket. Riders competing at CDI level are eligible for a small pocket badge both of which can be obtained from British Dressage.

Any rider entitled to wear a union flag for BD, British Eventing, another National Federation (in Dressage or Eventing), or the World Breeding Championships must compete in the open section. With the exception of the following: Para Equestrian Dressage riders and anyone awarded a union flag from any other member body of the BEF (eg. British Horse Society).

As soon as anyone receives a Union Flag any existing qualifications must be transferred to the open section. U21 Pony Dressage riders may ride in the Restricted section at Advanced Medium. U21 Pony and Junior Eventing riders may ride in the restricted section at Medium and Advanced Medium.

Members riding under a private invitation in International or foreign National competitions are not eligible for a pocket badge. Union Flag saddle cloth badges may only be worn when the competitor is competing for Great Britain/England. In exceptional circumstances the Board reserves the right to award a pocket badge to an individual rider.

Those selected for friendly internationals are eligible for a small pocket badge with a St George/St Andrew cross/Welsh flag or equivalent. However, this may not be worn in subsequent competitions.

The above rules apply to Seniors, Ponies, Juniors and Young Riders.

Pony, Junior and Young Riders are also entitled to wear their relevant colour co-ordinated Union Flag pocket badge on the breast pocket (European Championships) but only for the two years following the last occasion they were in the relevant team. All other Pony, Junior and Young Riders competing at FEI shows are eligible for a small pocket badge which can be obtained from British Dressage, one of these can be worn on the breast pocket but only for the two years following the last occasion they were in the relevant competition.

47. Saddles

Saddles must be worn and be of English or Continental style and must be brown, black, grey or navy. **Side saddles and treeless saddles are permitted but riders choosing to ride side saddle must notify the organiser before the start of the class. Western style, traditional Iberian or Arabian (with raised pommel and/or cantle) or brightly coloured saddles are not permitted.** Stirrup leathers and irons are compulsory and must be attached to the saddle and used in the conventional way. The rider's boots must not be fixed to the stirrup iron by mechanical means and if used without dispensation will result in elimination. Saddle covers are not permitted except during riding-in. A gel pad/memory foam seat saver is permitted, provided that it is unobtrusive and matches the colour of the saddle. Other types of seat saver including sheepskin/fur fabric are not permitted unless written dispensation has been obtained from the British Dressage Office.

48. Saddle cloths – logos – flags

- a) Saddle cloths bearing the British Flag may only be worn by a competitor who is officially representing Great Britain at an Olympic or Paralympic Games, CDIO, CPEDI, CDI, CDIP, CDIJ, CDIY, European Championships, World Equestrian Games. These must be removed at all other times
- b) Logos on each side of the Saddle Cloth are permitted but must not exceed 200 square cm (approx 14cm x 14cm or equivalent).

49. Bridles

Should be used as follows:

Preliminary and Novice standard	Ordinary snaffle
Elementary – Advanced standards	Ordinary snaffle or Double bridle
PSG-GP tests that are ridden under National rules (unless double bridle requested by selectors)	Ordinary snaffle or Double bridle
International PSG – GP tests ridden under FEI rules	Double bridle

Bridles must be predominantly black, brown, grey or navy and may not be decorated with tassels or any additions to the normal configuration. Discreet padding of the bridle at the poll or noseband is permitted. Padding of the cheek pieces is not allowed and will result in elimination. The Micklem multibridle is permitted and must be used with a permitted bit **and without bit clips**.

50. Nosebands

It is obligatory to use a noseband. Either a drop, flash or cavesson noseband must be used with a snaffle bridle. A cavesson noseband only must be used with a double bridle. Drop nosebands and flash straps must lie in the chin groove. Grackle nosebands are permitted only for Eventing. Nosebands must not cause discomfort.

51. Bitguards

Bitguards are not allowed.

52. Other tack

Martingales and bearing, side or running reins of any kind are forbidden. Reins with elasticated inserts are not permitted, neither are bandages, boots and any sort of blinkers. Tongue straps are not permitted.

Breastplates and breast girths are permitted. Cruppers are permitted but are not allowed for tests run under FEI Rules.

Neck straps may be used in Introductory and Preliminary classes, in 4yo Young Horse classes and in Young Horse classes where horses are ridden in groups. They may be used while riding in at any level, but are not permitted in classes of Novice standard upwards. Balancing Straps (a loop on the front of the saddle) are permitted.

Any unusual decoration of the horse with unnatural things, such as ribbons, flowers, glitter etc. in the mane/tail or applied to the coat is forbidden. Discreet red bows in the tail are permitted for horses that kick.

53. Fly Fringes, gauzes and ear covers

Ear covers/fly fringes are permitted during riding in and also for competitions held outdoors during the Summer months, solely in order to protect the horse from insects. They may not be worn for competitions held indoors. If worn for competitions held indoors, the horse will be eliminated. The ear cover/fly fringe should be discreet, not brightly coloured and must not cover the horse's eyes. Ear plugs are not permitted and spot checks may be carried out immediately after competition to ensure that ear covers/fly fringes are not being used to muffle sound; any evidence of such would lead to elimination.

Nose nets are permitted during competition and warm up. Nose nets must be discreet, black, white or brown and cover the nose only leaving the mouth and bit visible. NB. Nose nets are not permitted under FEI rules, which may be applied to certain competitions in the UK.

54. Anti fly impregnated browbands and fly repellent discs

Anti fly impregnated browbands and fly repellent discs are permitted while riding-in and during a Test.

55. Warming up

While exercising any horse, whether competing or not, at an affiliated dressage competition it is permissible to use only the saddlery allowed for affiliated dressage competitions, i.e. a suitable saddle and either a double bridle or snaffle with a cavesson, dropped or flash noseband for the duration of the competition. Horses competing in Novice and Preliminary classes may only warm up in snaffles.

Introductory/Preliminary – Novice
Elementary – Advanced

Snaffle
Snaffle/Double bridle

Boots, bandages, neck straps and whips are permitted when warming up at any level.

The rider must wear headgear as per Rule 40. Riders who are visually impaired may wear white armbands whilst warming up so that other competitors know to give them enough space.

Lungeing – the lunge rein must be attached to the bit or cavesson and two reins are permissible. Side reins may be used, but not running or balancing reins etc. The rider may be mounted while the horse is being lunged and may hold the reins. Permission to lunge must be obtained from the organiser who may designate a specific area.

Warming up in anything other than the permitted saddlery (unless specified above) will entail the elimination of both horse and owner/rider from all classes on the day, and a fine of £25. Anyone seeing this rule being breached, should immediately report the occurrence to the Organiser or Secretary, who will be empowered to enforce the elimination.

In Summer, Winter, Music Regionals, Area Festival Finals and Championships, no-one other than the competitor may school the horse from the saddle for the duration of the entire show, except for para classes for Grade I & II riders. Exercise by means of walk on a long relaxed rein may be given by another rider under supervision of the steward (who should be notified). **In all other competitions the horse may be warmed up (including being competed in an earlier class) by another person.**

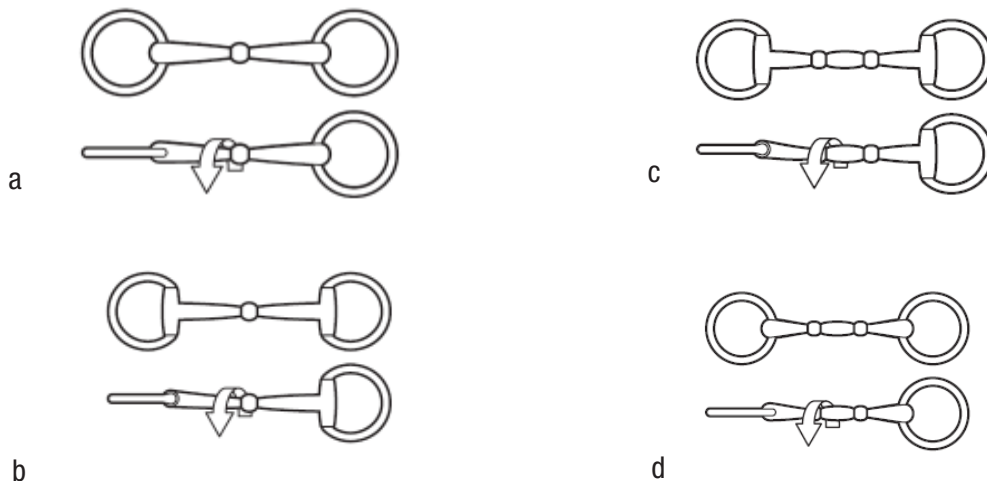
If a warm up arena is becoming over crowded those not competing on that day may be asked to leave the arena.

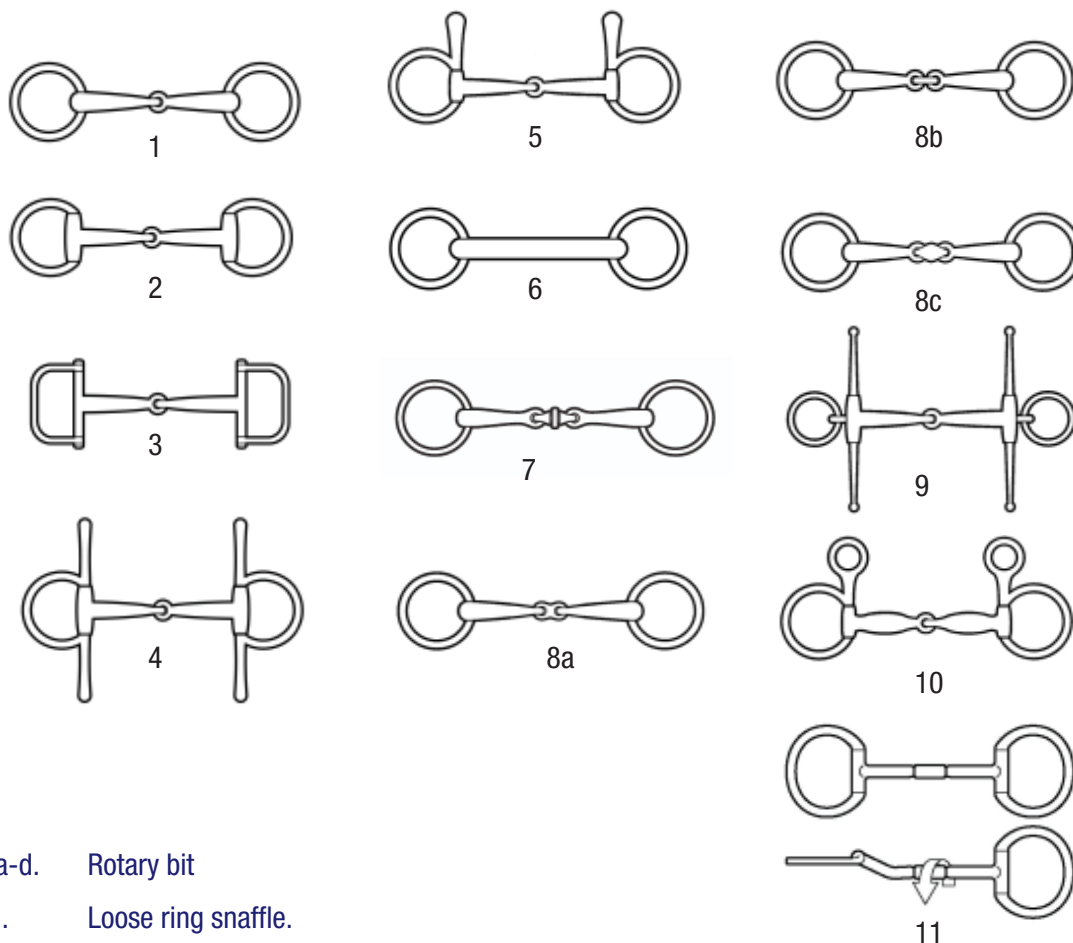
If, at any time during a competition run under British Dressage Rules, a horse is seen to be behaving in a dangerous manner which could threaten the safety of other competitors or spectators, a Steward, Organiser or Regional Development Officer is authorised to request the removal of this horse from the area.

Stallions must be identified by the rider wearing a yellow cross band or **stallion disc** whilst working in.

56. Snaffle

Unless bits follow the configuration of those illustrated below (based on FEI Rules) they are not permitted. Where there is any doubt, guidance should be sought from the Chief Executive of British Dressage, in writing with a diagram.





- a-d. Rotary bit
1. Loose ring snaffle.
 2. Egg-butt snaffle.
 3. Racing snaffle D-ring.
 4. Egg-butt snaffle with cheeks.
 5. Snaffle with upper cheeks only.
 6. Straight bar snaffle. Permitted also with mullen mouth and eggbutt rings.
 7. Double jointed with roller in the centre.
 - 8a,b,c Snaffle with jointed mouthpiece where middle piece is rounded (including french link)
 9. Loose ring snaffle with cheeks (Fulmer).
 10. Hanging cheek snaffle.
 11. Snaffle with rotating mouthpiece.

Bits of rubber, nylon or other synthetic materials are permitted. Bits must be used in their manufactured condition without any addition to/on any part. Only the bits that are illustrated are permitted, mouthpieces may be used with any of the cheeks or rings illustrated. A mix of metals in the mouthpiece are permitted. A plastic snaffle with a cylindrical rotating mouthpiece is permitted. Minimum diameter of the mouthpiece should be 10mm. Snaffles used in Young Horse classes must have a minimum diameter of 14mm.

Snaffles may be used at Advanced level (including National PSG, Inter I, Inter II, Grand Prix) unless a double bridle is requested by the selectors. Double bridles must be used for all International FEI tests as per FEI rules.

57. Under 21 classes

Bridles to be used as defined in the FEI rules.

Bits may vary for U21 classes – please contact BD for details.

58. Double bridle

Bits should follow the configuration of those illustrated below:

Bridoons:

1. Loose ring bridoon bit.
2. Egg-butt bridoon bit.
3. Bridoon bit with hanging cheeks.
- 4a,b Bridoon rotary bit with rotating mouthpeice
- 5a,b,c Bridoon bit with jointed mouthpiece where the middle piece should be rounded (side, front and rear view shown).
6. Bridoon bit with rotating mouthpeice
- 7a,b Bridoon rotary bit with rotating mouthpeice

Curbs:

8. Variation of bits 11,12,13
9. Curb bit with S-curved cheeks
10. Half moon curb bits
- 11&12. Curb bit with straight cheeks and port
13. Curb bit with port and sliding mouthpeice (Weymouth)
A curb with a rotating lever arm is also permitted.
14. Curb chain (metal or leather or combination)
15. Lip strap
16. Leather cover for curb chain
17. Rubber cover for curb chain

NB. Curb chain hooks must not be fixed.

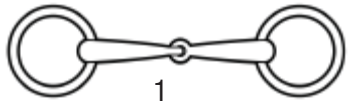
Bits must be used in their manufactured condition without any addition to/on any part.

The lever arm of the curb is limited to 10 cm in length (length below the mouthpiece). **The upper cheek must not be longer than the lower cheek.** The ring of the bridoon bit must not exceed 8 cm in diameter. If the curb has a sliding mouthpiece, the lever arm of the curb bit below the mouthpiece should not measure more than 10cm when the mouthpiece is at the uppermost position. The diameter of the mouthpiece of the bridoon and/or curb must be such as not to hurt the horse.

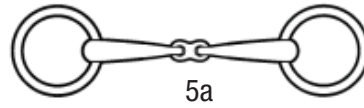
Rigid bits coated in plastic are permissible in a double bridle however flexible rubber bits are not permissible.

The curb chain may be made of leather, metal or a combination and must be fitted in the conventional way.

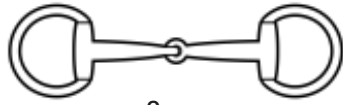
All competitors are advised to check their FEI Rule Book before taking part in a competition run under FEI rules.



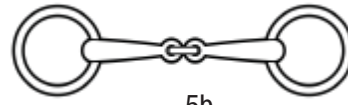
1



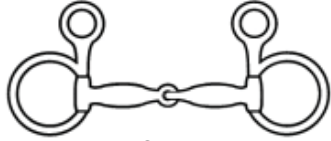
5a



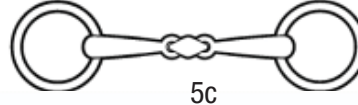
2



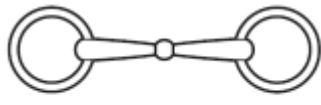
5b



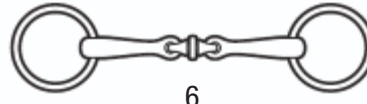
3



5c




4a



6



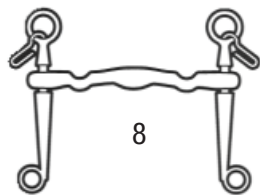
4b



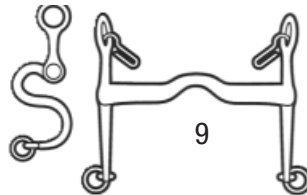
7a



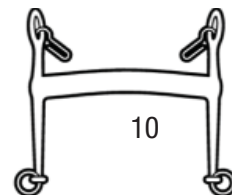
7b



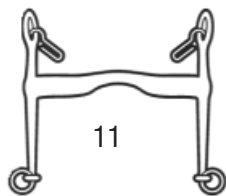
8



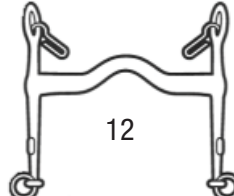
9



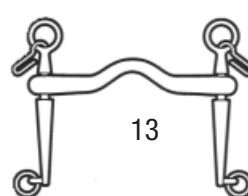
10



11



12



13



14



15



16



17

A quick guide for Judges. Please note that some rules vary slightly when tests are being ridden under different discipline rules.

Key to symbols:

- p – permitted
- x – forbidden
- c – compulsory

59. British Dressage rules for Dressage

	Snaffle	Double	*Whip	Spurs	Flash/Drop	Commander
Intro, Prelim & Novice	p	x	p	p	p	p
Elementary	p	p	p	p	p	p
Medium	p	p	p	p	p	p
Advanced Medium	p	p	p	p	p	p
F.E.I. Junior 3 D.E.	p	p	p	p	p	p
Advanced	p	p	p	c	p**	p
National PSG, Int I, II, G.P. & G.P.S.	p***	p	p	c	p**	p
FEI PSG, Int I, II, G.P. & G.P.S	x	c	p	c	x	x

- * Whips and commanders are not allowed in Finals, Championships or at the Selectors request.
- ** A flash/drop may be used in conjunction with the snaffle only.
- *** A double bridle may be required at the request of the selectors.

60. British Eventing rules for the Dressage Phase

	Neckstrap	Bitguards	Gloves	Snaffle	Double	Whip	Spurs	Drop/Flash /Grakle /Mexican	Commander
BE80, BE90, BE100 & Novice	p	x	c	p	x	x	p	p	x
Intermediate	p	x	c	p	p	x	p	p	x
F.E.I. & Adv	p	x	c	p	p	x	c	p	x

Proud
sponsors
of the
Elementary
Freestyle
at the 2012
Winter
Championships

PROFESSIONAL DRESSAGE SOLUTIONS



Saddles of Distinction

FOR RIDERS OF ALL CAPABILITIES

- LIGHTWEIGHT CARBON FIBRE TREE
- ADJUSTABLE X-CHANGE SYSTEM
- COMFORTABLE AMS PANEL



Saddles shown - Alder Showtime XCH

PROFESSIONAL DRESSAGE SOLUTIONS BY GFS

Range of saddles and accessories available.

GFS are proud sponsors of Gemma Green one of Britain's top International Dressage Riders. In 1999 and 2001 Silver and Bronze in British Under 21 European Teams. Five British Dressage National Titles and has represented Great Britain on many an occasion.

Call 01922 638 094 for details of your nearest stockist
www.gfsriding.co.uk

61. The Pony Club rules for Dressage and Eventing

	Snaffle	Double	Pelham	Other Bits	**Whip	Spurs	Flash /Drop	***Grakle	*Commander
Introductory Dressage Test (2007)	p	p	p	p	p	p	p	p	p
Novice Dressage Test (2009)	p	x	x	x	p	p	p	p	p
Novice Dressage Championship Test (2012)	p	x	x	x	p	p	p	p	p
Intermediate Dressage (2009)	p	x	x	x	p	p	p	p	p
Intermediate Championship Test (2007)	p	x	x	x	p	p	p	p	p
Open Dressage Championship Test (2010)	p	x	x	x	p	p	p	p	p
Novice Eventing Test (2006)	p	x	x	x	p	p	p	p	p
Open Eventing Test (2010)	p	x	x	x	p	p	p	p	p
Open Eventing Championship Test (2008)	p	x	x	x	p	p	p	p	p
Intermediate Eventing Test (2009)	p	x	x	x	p	p	p	p	p
Intermediate Eventing Championship Test (2007)	p	x	x	x	p	p	p	p	p
Open Dressage Test (2008)	p	x	x	x	p	p	p	p	p

* Commanders are not permitted for Pony Club Dressage Area or Championships at Open, Intermediate or Novice level or at any Pony Club Eventing competitions except Level 1.

** Whips are not allowed when the above tests are used in Pony Club Eventing Levels 4 and 5.

*** A grackle may only be used when the dressage test is used for Eventing.

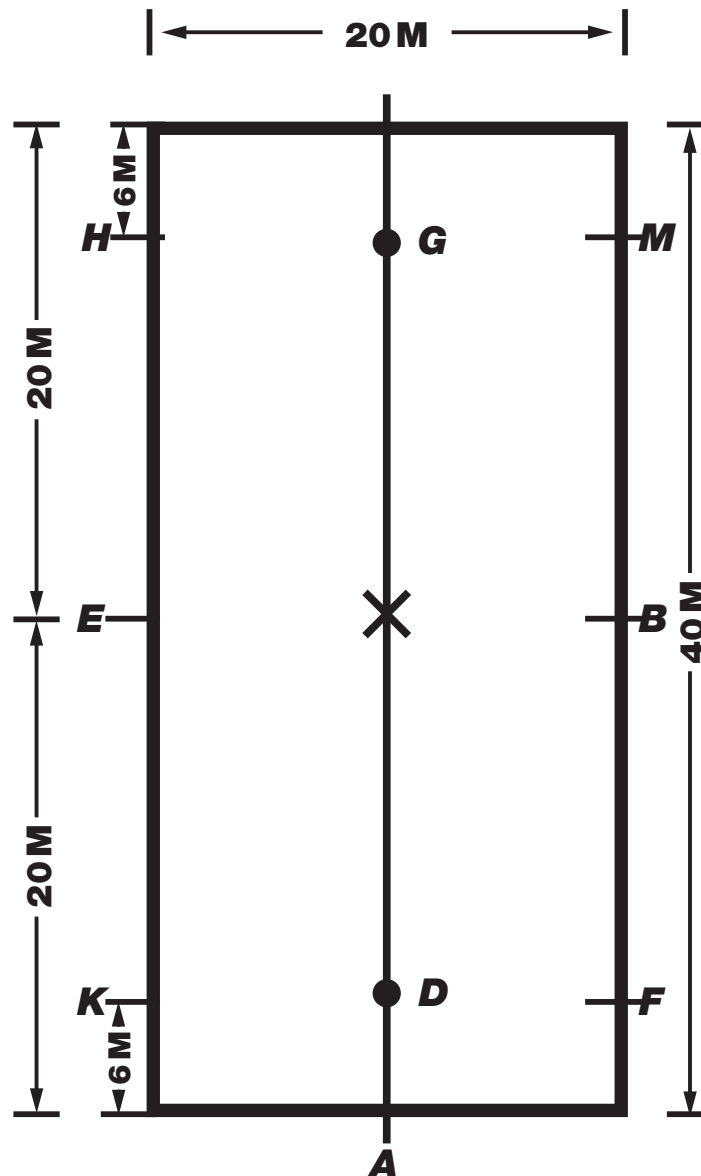
62. Layout

Arenas should be set out to the dimensions shown.

The arena should be level and separated from the public by a distance all round of 15 metres for international competitions and of at least 10 metres for other events if more room is not available. Adjacent arenas should be a minimum of 5 metres apart and preferably 10 metres. Roping (incorporating safety break points) should be used when necessary to prevent intrusion. The arenas may be marked in the following ways:

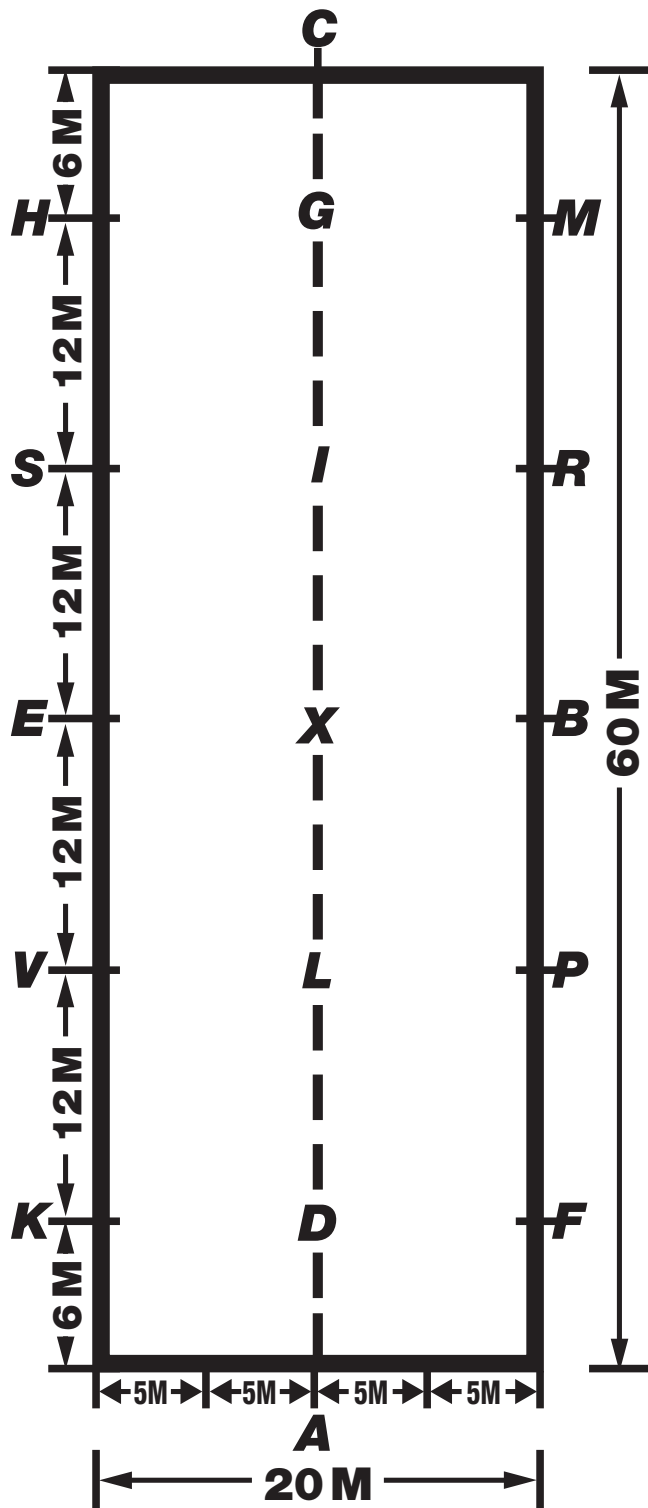
- By a continuous surround of white boards.
- By intermittent white boards placed at each corner and opposite each marker.

Plan of 20 x 40 arena



The length of the diagonal from corner to corner is 44.72 m

Plan of 20 x 60 arena



The length of the diagonal from corner to corner is 63.25 m

63. Markers

The outer markers must be clearly visible with the letters displayed in black or white. They may be placed about 50cms outside the arena. Arena boards may be marked opposite each outside marker. A gap of about one metre each side of the centre line must be left at A to form an entrance and the A marker placed far enough back, 10 metres if possible, to allow horses to enter the arena on a straight track.

64. Inspection of arenas

It is the ultimate responsibility of judges to check that the arena is satisfactory and have it modified at their discretion.

65. Competitors' conduct

Riders and owners of competing horses and their assistants must, under penalty of elimination, obey any order or direction given to them by any official and they must, in particular, be careful not to do anything liable to upset or hinder the progress of the competition.

66. Competitors' responsibility/declarations

On arrival at a competition, all riders must declare their intention to compete. In addition, they must report to the steward for the appropriate arena at least fifteen minutes before their allotted time. It is the competitor's responsibility to ensure that they arrive at the arena at the correct time for their test.

67. Riding the wrong test

A rider who starts the wrong test for the class may be allowed to restart the test (at the Judges discretion) so long as they can do so immediately. They will be penalised for a first error of course.

68. Numbers

All horses must wear a number which can be obtained from the Dressage Office. Riders must show their number to the writer before starting the test. If the writer cannot see the number the rider will be asked at the end of the test. Competitors without a number will be given a verbal warning. Horses attending affiliated competitions should wear their competition number at all times when they are being ridden or exercised. It is recommended that a number is worn on both sides of the saddlecloth/bridle.

69. Riding in Collecting Ring or practice areas/arenas

In order to extend courtesy to other riders and to prevent accidents, it is customary to practise the following conduct:

- a) Pass left hand to left hand when meeting another rider coming in the opposite direction unless he/she is in counter canter in which case you should give way by circling.
- b) Make tack adjustments outside the arena if possible or near the middle of the arena but without obstructing the diagonal or centre lines.
- c) Announce that you intend to enter an indoor practice area to avoid an accident.
- d) Ensure your whip is not so long that it could upset a passing horse.
- e) Do not halt or walk in the outside track but always leave room for other riders to pass.
- f) Do not lunge in practice areas without the permission of the Organiser and only if there is sufficient room so as not to cause inconvenience to other riders.
- g) Trainers or other pedestrians should not stand in the collecting rings or practice areas/arenas and should minimise disruption to other riders when helping their client.
- h) Riders with impaired vision may wear a white armband whilst warming up as an indication to other riders.
- i) If a warm up arena is becoming over crowded, competitors not competing on that day may be asked to leave. **An organiser may impose a limit on the number of horses allowed in the warm up arena giving priority to those closest to their performing their test.**

70. Commanders

- a) Commanders may be used in all classes except Area Festivals, all Championships and Selection Trials, though may be used for warm up classes with the agreement of the organiser. However organisers who do not wish to allow commanders at their shows, must state this in the Schedules.
- b) Where Commanders are allowed it is the responsibility of the competitor to ensure that only the precise words of the printed text or extracts therefrom are read out and that there is no emphasis on any part of the command. Failure to observe this rule may entail elimination.
- c) Repetition of any part of the text may incur an error of course if used to redirect a competitor in process of making such an error.
- d) Dispensation must be granted by BD for the use of headsets and will only be permitted for use when an adult is stood next to the caller to ensure that only words from the tests are used. See rule 76.
- e) Commanders may be introduced partway through the test at the Judges discretion
- f) Commanders may not stand inside the arena.
- g) A Commander may be used for blind riders in addition to callers. See Rule 153a for special Rules for competitions run under FEI Para Rules.
- h) For tests ridden under FEI rules please refer to the FEI Rule Book.
- i) Commanders should be courteous when multiple arenas are running and position themselves to avoid disturbing other riders.

71. Outside assistance

Any outside assistance by voice, or signs, etc. designed to help a competitor improve their performance during a test will entail elimination.

72. Penalties for contravening rules

The penalty for a contravention of these rules will range from a two point deduction for each occurrence of a minor infringement, such as incorrect dress; to elimination for major infringements, such as forbidden tack, or when stated explicitly in the rule concerned. Elimination is always at the discretion of the judge and the rider will be notified at the end of the test. Points will be deducted from the final score and will not count as errors of course.

N.B. These rules may vary under Eventing, Riding Club and Pony Club Rules. Please refer to the relevant Rule Book.

73. Stewards

A Steward may be appointed to check that all saddlery and equipment comply with the rules, but it is the ultimate responsibility of competitors to ensure that they comply with the rules.

If the bit in use is in question the trainer/groom can be asked to open the horses mouth (this can be done before or after the test at the riders discretion). Alternatively the bridle can be removed following the test. In the event of the bit proving to be not permitted the horse will be eliminated from the competition.

74. Entering arena before the signal to start

Under normal circumstances no horse either ridden or led may enter any arena, other than the practice arena, except when actually competing in a contest, on penalty of elimination. Competitors must wait until the Judge has sounded the horn, rung the bell or in some way signified that he/she may start, before entering the arena. Once the signal has been given competitors have 45 seconds to enter the arena at 'A'. Entering before the signal to start or failure to start within 45 seconds will result in a 2 mark penalty per Judge being awarded.

Where the class is held on an artificial surface and or the construction of the arena makes it impossible for the competitor to ride outside the entire circumference of the arena before the judge's signal to enter is sounded, he/she may ride inside the arena. Where a 40m x 20m arena has been created within a 60m x 20m arena the competitor should be permitted to ride in the entire arena. Depending on the circumstances, riders have the option of entering at A from the inside or outside the arena.

It is not permitted to enter any part (in or around) the competition arena during a break or whilst the Judge is not present.

75. Execution of test

All movements must follow one another in the order laid down in the Test. In a movement which must be carried out at a certain point of the arena, it is at the moment when the rider's body is above the point that the movement is executed. All tests will be ridden with both hands except where stated otherwise on the test sheets. In all tests, up to and including Elementary, transitions may be progressive except where stated otherwise on the test sheets; in simple changes the upward transition is always direct.

A competitor is not allowed to repeat a movement or put in an extra circle or loop, unless the Judge decides that an error of course has been made, and sounds the horn or bell. If, however, the rider has started a movement and tries to do the same movement again, the Judge must consider the first movement only and, at the same time, penalise for an error of course. A rider who starts the wrong test for the class will be allowed to restart at the Judge's discretion as long as they can do so immediately. They will be penalised as a first error of course.

76. Dispensation

Any rider with a physical disability which prevents him/her from riding the test in accordance with the rules should apply to the Dispensation Committee through the Dressage Office for a Dispensation Certificate. Riders applying for dispensation for a permanent disability must be formally classified by a qualified FEI/RDA classifier. On entering the competition, the rider should send a copy of the Dispensation Certificate to the organiser who should pass it on to the relevant judge. Such competitors must be capable of riding in and competing in the facilities as provided for all British Dressage members.

If the applicant disagrees with the verdict of the Dispensation Committee they may apply to the Chief Executive to reconsider their case. Only riders who have been classified by a qualified FEI/RDA International/National Classifier, within Grade I-IV, will be granted dispensation for three years. Any improvement or deterioration in the Riders condition should be reported to the BD Office.

77. Salute

Competitors must take the reins and whip, if carried, in one hand. The free hand should be lowered to the rider's side and the rider should nod their head. Gentlemen may salute in the same manner, or, if they wish, they may remove and lower their hat with their free hand before nodding.

78. Sitting and rising

For all tests at elementary level and below used at British Dressage competitions trot work may be executed sitting or rising.

At medium level and above all trot work must be executed sitting.

For National Young Horses tests: in 4 and 5 year old classes trot work may be ridden sitting or rising. In 6 year old classes, trot must be ridden sitting except lengthened strides which may be ridden rising.

All trot work in FEI tests, including Young Horse tests, is sitting except where it is specifically marked otherwise.

79. Leaving the arena

Riders must leave the arena (after the final salute) at walk on a long rein at an appropriate place. Under National Rules, a horse is eliminated if, during a Test, it leaves the arena when the surround is continuous and 9 in. high or more. Where the surround is less than 9 in. and is marked by boards or similar, no marks shall be given for the movement when the horse places all four feet outside the arena. Where the arena is marked by a line only or intermittent boards, it is left to the discretion of the Judges as to the marks deducted. Any horse leaving the arena not under control will be eliminated. The Test begins when the horse enters at A and finishes when it moves off from the final salute.

80. Dismounting and/or fall off horse

If, after the rider has entered the arena, he/she dismounts without a reason acceptable to the Judges, no marks will be given for the movement. In the case of a fall of horse and/or rider, the combination will be retired immediately from that test but can ride in future tests should the rider declare they are fit to continue.

81. Resistance

- a) Any horse failing to enter the arena within 45 seconds of the bell being sounded will have a 2 mark penalty per Judge awarded. Prolonged failure to enter for significantly more than 45 seconds may lead to elimination.
- b) Any horse refusing to continue the test for a period of 20 consecutive seconds during the course of a test shall be eliminated.

82. Grinding teeth and tail swishing

Grinding the teeth and swishing the tail may be signs of nervousness, tenseness, or resistance on the part of the horse and can be taken into account by the judges in their marks for the movements concerned as well as in the appropriate collective mark at the end.

83. Voice

The use of the voice is prohibited and will be penalised by the loss of two marks from those that would have been awarded for each movement in which this occurred.

84. Errors of Course

When a competitor makes an 'error of course' (takes the wrong turn, omits a movement etc.) the Judge at C warns him, by sounding the bell. The Judge shows him, if necessary, the point at which he must take up the test again and the next movement to be executed, then leaves him to continue by himself. However, in some cases when, although the competitor makes an 'error of course', the sounding of the bell would unnecessarily impede the fluency of the performance – for instance if the competitor makes a transition from medium trot to collected walk at V instead of at K, or, cantering up the centre line from A, makes a pirouette at D instead of at L – it is up to the Judge to decide whether to sound the bell or not. In fairness to the competitor, it is recommended that the bell should be rung when a movement is executed at the wrong marker, if there is the possibility of a similar mistake when the movement is repeated on the other rein. If the combination does not enter at A in a freestyle test, two marks should be deducted.

If the judge for any reason does not realise until the competitor has left the arena that one or more movements have been omitted he must:

- a) Adjust as necessary the position of his marks and comments on his sheet to accord with the movements actually performed.
- b) Give to each of the movements not executed a mark equal to the average of the collective marks entered at the bottom of his sheet (averaged to the nearest whole number, .5 to be rounded upwards).
- c) Record the penalty for error of course.

85. Penalties for errors of course

Every 'error of the course', whether the bell is sounded or not, must be penalised:

- the first time by 2 points
- the second time by 4 points
- the third time the competitor is eliminated, although he may continue his performance to the end, the marks being awarded in the ordinary way.

86. Errors of the test

When a competitor makes an 'error of the test' (trots rising instead of sitting, at the salute does not take the reins in one hand, etc.) he must be penalised as for an 'error of course'. The judge should put a star against the movement concerned and mark for an error at the bottom of the sheet. In principle a competitor is not allowed to repeat a movement of the test unless the President of the Jury decides on an error of course and sounds the bell. If, however, the rider has started the execution of a movement and tries to do the same movement again, the judges must consider the first movement shown only, and at the same time penalise for an error of course (see rule 85).

If the Jury has not noted an error, the competitor has the benefit of the doubt. The penalty points are deducted on each Judge's sheet from the total points given to the competitor.

87. Time

The approximate time given on each national test sheet is for guidance only. Time penalties are not awarded under British Dressage or F.E.I. Rules except for Freestyle Tests – (see rule 24).

88. Lameness

In the case of marked lameness, the Senior Officiating Judge informs the rider that he is eliminated. There is no appeal against the decision. If there are any doubts as to the soundness of a horse, the competitor will be allowed to complete the test and any unevenness of pace will be severely penalised. It is the responsibility of the owner to ensure that a horse with loss of use is fit to compete.

89. Scoring – method

Each Judge will allot from 0-10 points for each numbered movement. **Half marks from 0.5 - 9.5 may also be used both for movements and collective marks in tests of PSG – GP standard, all FEI para tests and FEI U21 tests at the discretion of the judge.** These marks are then added together and any penalty marks are deducted. It is essential that all penalty marks are deducted from the individual totals before these are added together. **Where there is a panel of 2 or more judges, the final percentage is calculated by adding the scores for all judges and calculating the percentage for the combined total.**

Under both F.E.I. and British Dressage Rules the Judges' marks are totalled to find the final mark. In the event of equality of total marks, the collective marks should be added together and the horse with the higher collective marks shall take the higher placing. If the total of the collective marks is also equal the horses concerned shall be given the same placing, and grading points in accordance with that percentage.

90. Scale of marks

Under both F.E.I. and British Dressage Rules the scale of Marks is as follows:

10	Excellent	4	Insufficient
9	Very Good	3	Fairly Bad
8	Good	2	Bad
7	Fairly Good	1	Very Bad
6	Satisfactory	0	Not Executed
5	Sufficient		

The marks 10 and 0 must be awarded where the performances warrant their use. By "not executed" is meant that nothing which is required has been performed.

91. Judges' sheets

Score sheets, one per horse per Judge, will be required and may be purchased from the British Dressage office.

N.B. These tests are protected by copyright. Photocopying is not permitted. Legal action will be taken against offenders.

When judges have sanctioned their distribution, competitors are allowed to collect their sheets.

Competitors taking part in two dressage classes on the same day judged by the same judge, shall not have access to their judging/score sheets before competing in the second contest.

Judges' score sheets with remarks duly signed by the judge, must be treated as confidential until given to the competitor, when they become his or her private property. The organisers of a competition are not obliged to make public any figures other than the total marks and percentage score awarded and the classification of results, though they are at liberty to do so should they wish.

92. Judges' decision final

In all cases the Judges' decision is final.

- a) Any complaint against a Judge must be made in writing and in accordance with appendix 3.
- b) The Board of British Dressage upon giving reasons may re-test any Judge, or remove him/her from the Official Panel. If deemed necessary complaints may be forwarded to the Disciplinary Sub-Committee.
- c) Any Judge, subject to investigation will be suspended until their hearing.

93. Competitors cautioned by judges

- a) In addition to the powers conferred on him by these rules, the Judge is authorised to caution a competitor as to his conduct at an affiliated show. All such cautions must be reported to the Chief Executive in the following form:

"I have to report that theShow, on(date), I had occasion to caution ... (name) as to his conduct in accordance with Rule 93....(Signature of Judge)"

- b) On receipt of a second report of cautioning in respect of the same member within a period of three calendar years, the Chief Executive will call for a full report of the incident which gave rise to the second caution and may refer this to the DSC of British Dressage as a specific case of misconduct. The DSC will be advised of any previous cautioning under this rule.

94. Objections

Only the owner, his agent or the rider of a horse taking part in a competition may lodge an objection. Objections must be made to the Secretary of the Competition. They must be made in writing and accompanied by a deposit of £25, not later than 1 hour after the final results are put onto the scoreboard. The Senior Dressage Judge present should adjudicate whenever possible. If this is not possible the objection should immediately be referred to the Dressage Office for consideration by the Disciplinary sub-committee.

The deposit is forfeited unless the objection is upheld or it is decided that there were good and reasonable grounds for the lodging of an objection. Where an objection is related to a scoring error, the competitor must notify the organiser within 24 hours of the result being published, if a change needs to be made or a possible qualification registered.

95. Agreement to be bound by the rules

- a) Every member of British Dressage has, by the completion of his membership application form, agreed to be bound by the Memorandum and Articles of British Dressage and all rules, regulations and bye-laws made thereunder and has agreed that the decisions of the Board and other competent authorities of British Dressage given in accordance therewith shall be final and binding upon him. It is the responsibility of every Member at all times to ensure that he or she is familiar with the Rules or any amendments made.
- b) All Rules and Appendices contained in this booklet are valid and in force at the date of publication. Any amendments by British Dressage to these Rules and Appendices shall be validly made and enforceable upon the date of publication (unless otherwise stated in the notice of amendment) provided that notice of such amendment is published in one or more of the following publications or methods:

‘British Dressage’ magazine

‘Horse and Hound’

Show Organisers and Officials Information Briefs

British Dressage website – www.britishdressage.co.uk

Each Show Organiser, by virtue of the submission of affiliated dressage competition schedules to British Dressage, each judge and official shall be deemed to have agreed to be bound by all rules, regulations and bye-laws of British Dressage and any Code of Conduct published from time to time, and has further agreed to abide by and observe the decisions of the Board and other competent authorities and committees of British Dressage given in accordance therewith. It is the responsibility of every Show Organiser at all times to ensure that he or she is familiar with the Rules, Code of Conduct or any amendments made thereto.

96. Conduct of members

No member of British Dressage shall:

- a) Conduct himself at a show in a manner which is offensive to the public.
- b) Argue at a show with a judge or with a show official or use abusive or threatening language or behave with incivility or contempt towards a judge or show official.
- c) Ill-treat in any way a horse or pony whether inside or outside the arena at a show, or in any circumstance.
- d) Misuse or use excessively a whip or spur.
- e) Deliberately use the action of the bit as a means of punishment and/or misuse any item of saddlery in a manner likely to cause pain or discomfort to the horse or pony.
- f) Allow knowingly or otherwise a horse or pony for which he is responsible as owner, lessee, authorised agent, or rider to compete in any dressage competition under the influence of a prohibited substance (see rule 101). Such member shall be in breach of this rule if the analysis of a sample taken from the said horse or pony shows the presence in its body fluids of any quantity of any substance, which is either a prohibited substance or one of its metabolites or a substance which cannot be traced to normal and ordinary feeding and which by its nature is likely to affect the performance of the horse or pony in competition.
- g) Unreasonably refuse to allow a horse or pony which has competed or is about to compete in a dressage competition to undergo any properly authorised test or examination if requested to do so by an officer of British Dressage or the show organising committee. Refusal to allow a test for a forbidden substance constitutes a violation of the prohibition on forbidden substances and as such is of equal gravity to the finding of a forbidden substance under rule 96f.

- h) **Conduct himself/herself in a manner which is or may be in breach of the Memorandum and Articles of Association or any rule, regulation or bylaw of the Association. A member shall be in breach of this Rule in the event that any person who assists, represents, or acts on behalf of or in the employment of such member during the course of a show affiliated to British Dressage, to the FEI or to any foreign national federation, conducts himself in such a manner that were he/she a member of British Dressage he/she would himself/herself be in breach of any of the provision of Rule 96.**
- i) Conduct himself/herself in a manner detrimental to the character and/or prejudicial to the interests of British Dressage.
- j) Make, either orally or in writing, to an officer of British Dressage or of an affiliated show or a third party, a statement on any matter covered by the rules which he knows to be untrue.
- k) Compete as owner or rider in a competition for which the horse or pony and the rider are not fully eligible.
- l) Having indicated his availability for selection for an official British national team, unreasonably fail or refuse to compete in such team if selected.
- m) Exercise any of the rights or privileges of membership while suspended there from, nor assist represent or act on behalf of any other member of British Dressage at a show affiliated to British Dressage, to the FEI or to any foreign national federation while suspended from all rights and privileges of membership.
- n) Compete as rider in any competition while under the influence of a prohibited substance. See rule 101.
- o) Unreasonably refuse to give a sample of his or her body fluids for the purpose of control of prohibited substances.
- p) Allow a stallion for which he/she is responsible as owner, lessee, authorised agent, or rider to compete or be prepared to compete, in any dressage competition without taking adequate precautions to ensure other members of the public are not put at risk of injury.
- q) Paragraphs a, c, d, e, h, i, j, m, n, p and q of this Rule shall apply in any circumstance whether or not the offence or offences occur at a show.

97. Complaints of misconduct

Any person wishing to make a complaint of misconduct by a member must do so in writing to the Chief Executive who will refer it to the Disciplinary Sub Committee, if after preliminary investigation he/she considers that a prima facie case of misconduct exists.

Anyone seeing an incident which they may wish to report, where possible, should note the time, place, names etc. and try and find additional witnesses. They should approach the Steward, Organiser or Senior Judges on site who should inform the individual concerned of the complaint. Every effort should be made to ascertain the condition of the horse and whether it has been marked by bit, spur or whip. All evidence should be written down and submitted to the Chief Executive.

A decision to prosecute a complaint against a member will be in the sole discretion of the Chief Executive and/or Disciplinary Sub Committee. The complainant will be required to give evidence on behalf of British Dressage if such decision is taken but shall take no further part in the proceedings other than as a witness.

98. Welfare procedure

Any distress caused to dressage horses is almost always due to ignorance or over determined riding. Riders are usually very concerned when they are told that their actions amount to abuse and are anxious to co-operate. The person on the ground must keep this in mind when assessing the situation and act accordingly.

If during a competition abuse to a horse is witnessed by an organiser, a judge or a steward, a second person should be sought to discuss the incident before a decision is taken, unless the situation is very urgent in which case an attempt to stop this abuse should be made immediately. If someone else witnesses what they perceive to be abuse they should immediately draw it to the attention of an organiser, judge or steward.

It is always preferable to deal with welfare issues on the day on which they have occurred and either while they are occurring or as soon as possible after they have occurred.

If the issue can be dealt with appropriately on the day it may not be necessary to report it. If however the issue can be dealt with on the day but the Technical Delegate (TD)/Organiser/Judge/Steward still feels that it is a serious welfare issue then it needs to be reported to the Disciplinary Sub Committee for further action/consideration.

If in the opinion of the TD/Organiser/Judge/Steward this issue cannot be dealt with on the day then it should be reported to BD along the following lines:

Make a note of the time and place, name of horse and the name and contact details of at least one witness. Report the abuse to BD setting out all of the details as clearly as possible.

If at all possible the competitor involved should be informed on the day that a complaint is being sent to BD about their conduct.

If abuse takes place during a test and abuse of the horse is seen, or blood is seen and this amounts to abuse of the horse as laid out below, then the competitor must be eliminated immediately. The competitor must be informed why they have been eliminated and if the judge feels it appropriate the situation should be reported to BD.

Examples of abuse (this is not an exhaustive list and other incidents or injuries may be considered to be abuse or the result of abuse):

Bit – The bit must never be used as punishment.

Spurs – To use spurs excessively or persistently so as to injure the horse. If a judge/steward sees a spur that is likely to cause injury they can ask the competitor to remove them.

Over-working – To ride/compete an obviously exhausted, lame or injured horse.

Whip – Excessive and inappropriate use of the whip is not acceptable.

Lameness – Riding an unsound horse.

Tack – Tack should be correctly fitted to avoid pain.

Distress – To manifest distress of a horse or pony whether caused by the rider or external factors.

Blood – If blood is seen anywhere on the horse during riding in or the test the rider should be stopped, informed and must withdraw from the competition. The blood may or may not be related to abuse but it indicates a problem which requires attention and which the rider should know about.

If the blood is only noticed by the judge towards the end of the test and before there is a chance to stop the horse, then an inspection should take place immediately after the test is finished and if the horse is definitely bleeding then the score should not count. If the judge at C fails to see the blood but it is seen by a co-judge, organiser, spectator etc it should immediately be reported to the judge, steward or organiser who should inspect the horse and if it is confirmed then the score would not count.

Any horse which has a “sore patch”, an area where hair has been rubbed off and the skin is inflamed, in a location where there is a danger that the skin could be broken if the horse were continued to be ridden, must be withdrawn from competition. If the sore patch is not noticed until after a test has been completed, then elimination will only occur if the skin is broken, however the horse may not continue to compete for the remainder of the competition thereafter, unless approved to continue by an independent vet.

99. Notice of complaint

As soon as practically possible after receipt of a complaint against a member, and the Chief Executive considering it appropriate to refer the complaint to the member, a letter identifying the date, venue, and nature of the complaint shall be sent to the member with any other supporting evidence as the Chief Executive deems appropriate.

The accused member shall be given opportunity by the Chief Executive to respond to such complaint. Upon receipt of such response the Chief Executive shall decide whether to proceed with the complaint pursuant to summary powers under Appendix 5 or refer the complaint to the Disciplinary Sub-Committee for a hearing.

In the event that the Chief Executive decides to proceed with a Disciplinary Sub-Committee hearing copies of all the evidence gathered by British Dressage in support of the complaint shall be delivered to the accused member in advance of the hearing. Members are referred to Appendix 4 for procedure at a disciplinary hearing.

Notice of the time and place of the Disciplinary Sub Committee meeting will be sent to the member against whom a complaint has been made at least three weeks before the date of such hearing unless in exceptional circumstances it is not possible to give notice less than 3 weeks when a shorter period of notice shall be given.

100. Equine Anti-Doping and Controlled Medication

Each person who becomes a member of British Dressage agrees to be bound by the BEF Equine Anti-Doping and Controlled Medication Rules (“BEFAR”) which are specifically incorporated by reference in, and form part of, the British Dressage Rule Book. Copies of BEFAR can be found on the British Equestrian Federation website at www.bef.co.uk and will be supplied to a member in paper format on request. The Equine Prohibited Substances List can be viewed at www.bef.co.uk.

Accordingly, by becoming a member, such person shall be deemed to have agreed, amongst other things:

- a. to be bound by, and to comply strictly with, BEFAR;**
- b. to submit to the authority of the BEF and/or of British Dressage to apply, police and enforce BEFAR;**
- c. to provide all requested assistance to the BEF and British Dressage (as applicable) in the application, policing and enforcement of BEFAR, including (without limitation) cooperating fully with any investigation, results management exercise, and/or proceedings being conducted pursuant to BEFAR in relation to any potential Anti-Doping or Controlled Medication Rule Violation(s);**

And except where the FEI has jurisdiction over the potential Anti-Doping or Controlled Medication Violation:

- d. to submit to the exclusive jurisdiction of any BEF first instance Hearing Body convened under BEFAR to hear and determine charges and related issues arising under BEFAR;**
- e. to submit to the exclusive jurisdiction of any Sports Resolution UK Panel convened under BEFAR to hear and determine appeals made pursuant to BEFAR; and**

f. not to bring any proceedings in any court or other forum that are inconsistent with the foregoing submission to the jurisdiction of the BEF first instance tribunal, and Sports Resolution UK.

101. Human Anti Doping & Medication

By becoming a member of British Dressage a person shall be deemed to have agreed:

- a) to be bound by and to comply strictly with the BEF Anti-Doping Rules for Human Athletes (without prejudice to any other anti-doping rules applicable to him/her);
- b) to submit to the authority of the BEF and/or of the UK Anti-Doping organisation (“UKAD”) to apply, police and enforce those Rules;
- c) to provide all requested assistance to the BEF and UKAD (as applicable) in the application, policing and enforcement of those Rules, including (without limitation) cooperating fully with any investigation, results management exercise, and/or proceedings being conducted pursuant to those Rules in relation to any potential Anti- Doping Rule Violation(s);

And except where the FEI has jurisdiction over the potential Anti-Doping Violation

- d) to submit to the exclusive jurisdiction of any first instance tribunal convened under those Rules to hear and determine charges and related issues arising under those Rules;
- e) to submit to the exclusive jurisdiction of any appeal tribunal and/or CAS Panel convened under those Rules to hear and determine appeals made pursuant to those Rules; and
- f) not to bring any proceedings in any court or other forum that are inconsistent with the foregoing submission to the jurisdiction of the first instance tribunal, the appeal tribunal and CAS.

A copy of the Rules can be found on the BEF website at www.bef.co.uk

The status of all medication can be checked using the Global Drug Reference Online at www.globaldro.com

102. Working with children in horse sports – see Appendix 6

103. FEI Suspensions

In the event that a rider/owner receives an FEI suspension such rider/owner will automatically be suspended from all rights and privileges of membership of British Dressage for the same period of time as the FEI suspension.

104. Disciplinary reciprocity

Disciplinary reciprocity will be looked at on a case by case basis by the Disciplinary Sub Committee and recommendations made to the Board where appropriate.

105. Appointment and deselection

All judges of affiliated classes must be on the Official Judges' Panel. They are appointed by the organisers of competitions or by British Dressage.

Judges must be 18 years or over upon application.

Judges subject to investigation may be suspended until their hearing where appropriate.

A Judge may be deselected from the Official Judges Panel by British Dressage if he or she:

- a) is in serious or repeated breach of the British Dressage Judges' Code of Conduct;
 - b) brings British Dressage or its name or reputation into any form of disrepute;
 - c) is determined by the Disciplinary Sub-Committee or the Chief Executive (using his/her Summary powers) to be in breach of any British Dressage Rule; or
 - d) commits any act of dishonesty or criminal offence.
- e) is in breach of any of the sub-paras a-q inclusive of rule 96.

106. Foreign judges

Judges may not officiate at affiliated Dressage Competitions unless they are F.E.I. Official, International or Candidate Judges. Other National judges from abroad may officiate with the permission of the British Dressage Judges Committee.

107. Positioning of judges

A jury usually consists of 2, 3 or 5 judges.

The five points around the arena where Judges may be positioned are; on the outside of the arena at E,H,C,M & B. The President (C) sits on the elongation of the centre line, the two others (M & H) in from and on the inside of the elongation of the long sides. Side Judge (B & E) should be placed on the outside of the arena at B & E. There should always be a Judge at C but the positioning of the other members of the Jury may be decided by the Jury. A Jury of two Judges may be positioned close together either side of the elongation of the centre line or one at C and one at E or B. **The judges box should be sited a minimum of 2 metres away from the side of the arena to ensure a full view.**

108. Judging restrictions

The following restrictions for affiliated dressage competitions must be observed:

- a) The Judge may not be the owner of or have a financial interest in any horse in the class.
- b) The Judge may not be in a relationship with or a close relative of a rider or owner.
- c) No Judge may judge a horse at Advanced level which has been in their ownership within 2 years of the date of the competition concerned.
- d) No Judge may judge a horse at levels up to and including Advanced Medium, if that horse has been in their ownership within one year of the date of the competition concerned.
- e) The Judge should do their best to avoid judging any combination with whose training he/she has been involved on a regular basis, unless exceptional circumstances demand it, (for example at very short notice,) and in this instance a possible conflict of interest must be recorded with the Organiser. Regular training is defined as lessons given fortnightly and would include any training given in the 2 weeks preceding the competition.
- f) No Judge should judge a musical freestyle if they have participated in the making of a musical CD used by a competitor in the class.
- g) Judges, writers, course keepers or other persons within earshot of the Judge, may not write up a commentary for publication of the class concerned.

- h) British Dressage reserves the right to refuse an application from a Judge for upgrading to any list, without giving a reason.
- i) Judging duration – A Judge can reasonably be asked to **judge up to a maximum of 40 horses**, British Dressage recommends that after judging each block of 10 horses, Judges be allowed a 15 minute break.

109. Standards at which judges may officiate

Unless stated only one Judge required (See also Special Rules for Qualifiers)

List 1	Tests of all levels. For Grand Prix and Intermediate II (non-qualifiers) one list 1 judge is required but for Grand Prix where possible two judges would be desirable. Young Horse Qualifiers and Non Qualifiers. All Eventing.
List 2A	All tests up to and including Intermediate I. Young Horse Qualifiers and Non Qualifiers. All Eventing.
List 2	All tests up to and including Prix St Georges, Young Horse Qualifiers and Non Qualifiers. All Eventing.
List 3A	All tests up to and including Advanced Medium. Young Horse Non Qualifiers. All Eventing
List 3	All tests up to and including Medium. Young Horse Non Qualifiers. Open Intermediate, Intermediate and Intermediate Novice Eventing.
List 4	All tests up to and including Elementary. Young Horse Non Qualifiers. Open Intermediate, Intermediate and Intermediate Novice Eventing.
List 5	All tests up to and including Novice. Eventing Novice and Open Novice tests. All Riding Club and Pony Club tests.
List 6	Introductory and Preliminary Tests. Eventing BE100, BE90 & BE80. Riding Club tests up to and including Novice standard, except when used as a qualifier. All Pony Club tests.

110. Special rules for qualifiers and area festivals

a) Qualifiers including Freestyle to Music Qualifiers

Grand Prix	Two judges from List 1
Intermediate II	Two judges from List 1
Intermediate I	Two judges from List 1 or One Judge from List 1 and One judge from List 2A
Prix St Georges	Two judges from List 1 or One judge from List 1 and One from List 2 or 2A or Two judges from List 2A or One judge from List 2A and One from List 2
Advanced Medium	One judge from List 1, 2A, 2 or 3A
Medium	One judge from List 1, 2A, 2, 3A or 3
Elementary	One judge from List 1, 2A, 2, 3A, 3 or 4
Novice	One judge from List 1, 2A, 2, 3A, 3, 4 or 5
Preliminary	One judge from List 1, 2A, 2, 3A, 3, 4, 5 or 6
Young Horse Qualifiers	Please see Appendix 3 of the British Dressage Rule Book.

b) Area Festivals

For classes at Area Festivals at all levels, if dispensation for only one judge is given, he/she must come from a higher list.

PSG	Two judges, one List 1 and one List 2A/2
Advanced Medium	Two judges, one List Two and one List 3A
Medium	Two judges, one List 3A and one List 3
Elementary	Two judges, one List 3A and one List 3
Novice	Two judges, one List 3 and one List 4
Preliminary	Two judges, one List 3 and one List 4

111. Turns and circles

A rider in movement along the outer track will continue along it on the same rein, without alteration of pace or manner of riding, until instructed to do otherwise. If required to leave this track and return to it (e.g. when circling), the rider will continue along the track in the same manner of going as he left it and on the same rein unless instructed to do otherwise. For a simple 'Turn right (or left)' the rider will change direction through 90° by riding a quarter of a small circle (as at a corner) beginning before reaching the marker and finishing on a line at right angles to the track and directly opposite the marker.

For 'Turn right (or left)' at any marker the rider will turn in a similar manner but will finish on the outer track. (N.B. – the horse must not begin by swinging out in the opposite direction and then cross the line of approach).

112. Change of pace at a given marker

The horse should make the first step in the new pace as the rider passes the marker. (When the transitions are progressive they must begin before reaching the marker). Where a movement requires medium or extended canter followed by a transition to collected trot, some collection should be shown just before the transition.

113. Simple change

Simple change of the leg at canter. This is a change of leg where the horse is brought back immediately into walk and, after approx. one horse's length, is restarted immediately into a canter with the other leg leading. The walk steps should be clearly shown. A simple change is always through the walk. If walk steps are not required the movement should be described as a 'change of leg/lead through the trot' and NOT as a simple change.

114. Give and retake the reins

The rider pushes forward one or both hands as stated on the test sheet to clearly release the contact and then retake it. The movement of the hands/hand should be continuous and achieved over two or three strides. As this is a test of self carriage the horse should stay in balance, keeping the same rhythm, level of engagement, suppleness of the back, and accept the restoration of contact without any loss of submission.

115. Leave the arena

After the final salute the rider should move off from the halt at a walk on a long rein and leave the arena at an appropriate place.

116. Work on a long rein

a) Free walk on a long rein

Free walk on a long rein is a pace in which the horse is allowed complete freedom to lower and stretch out his head and neck while the rider maintains a light contact through the rein. The horse covers as much ground as possible, without haste and without losing the regularity of his steps, the hind feet touching the ground clearly in front of the foot prints of the forefeet.

b) Trot/canter on a long rein

The horse is allowed the freedom to lower and stretch his head and neck forward and down while the rider maintains a light contact through the reins. The horse should continue to **trot**/canter in the same rhythm, with suppleness of the back and self carriage.




117. Large walk half pirouette

The principles are as in the walk pirouette but are performed with less collection. They are approached out of a medium walk although the rider can shorten the walk just before them. The hind legs are permitted to make a half circle of 1 metre in diameter and the horse returns to the track on a straight line without taking sideways steps.

118. Duration of judging

The judging begins when the rider enters at A and finishes when the rider moves off from the final salute.

Does your insurance qualify?



HORSE ☎ 01992 707318

- **Make Fees:** Check the limits and any cover restrictions, eg. the cost of diagnostic procedures.
- **Loss of Use:** Check your policy allows you to decide to retire your horse while still receiving a settlement, some insurers may want to take possession.
- **Mortality:** Check if your policy applies an excess to this section of cover.

HORSEBOX ☎ 01992 707313

- **Theft:** Check you have fully comprehensive cover that includes theft, fire and contents.
- **Breakdown:** Check you have home start, horse recovery and lorry recovery.
- **Overseas:** Make sure your policy is extended for the period you will be driving abroad.
- **Hire & Reward:** This is essential cover if you are transporting horses for payment.

TRAILER ☎ 01992 707318

- **Theft:** It is wise to check the security requirements of your policy. Shearwater recommend you immobilise your trailer when parked.

CAR ☎ 01992 707313

- **4x4:** Shearwater has very competitive insurance for four wheel drive vehicles.
- **Towing:** there is not normally an extra charge but make sure your insurer knows you are towing, so your policy is not invalid in case of breakdown

FREELANCE TRAINERS ☎ 01992 707318

- **Liability:** Check you have cover for care, custody & control in respect of client's horses as well as public/third party liability as the third party section alone will not cover you if a client tries to hold you liable for injury to their horse.
- **Personal Accident:** make sure you have insurance cover for permanent or temporary injuries.

EQUESTRIAN PROPERTY ☎ 01992 707318

- **Yards:** Make sure all stables, barns, arenas, tack, hay, straw and feed are listed and your insurance offers adequate replacement and /or re-build cost



Personal and
Professional

General Enquiries: 01992 718886
www.shearwater-insurance.co.uk



119. International Equestrian Federation

International Dressage Competitions are run in accordance with the FEI (Federation Equestre International) rules. All riders competing in FEI competitions (including Para Equestrian Dressage riders) will require an FEI riders licence (which includes adherence to the Anti-Doping Rules.)

All horses and riders wishing to compete at any International event, CDI, CDIO, CDIW, CPEDI whether living in Britain or abroad, **MUST** be registered with the FEI, via British Dressage. A horse/pony passport cannot be issued without a rider and horse being registered with the FEI and vice versa. All registrations must be completed prior to entry. Please contact the International Officer at British Dressage for further information.

Annual International Championships are held for four categories of competitors:

a) Senior Riders, b) Young Riders, c) Junior Riders, d) Pony Riders e) Para Equestrian Dressage Riders

Young Riders

Young Riders competitors are eligible to take part in International Young Rider competitions from the beginning of the calendar year of their 16th birthday until the end of the calendar year of their 21st birthday. Their horses must be over 14.2 h.h. (148cm) in height and at least 6 years of age (horses must be 7 years of age for the Young Rider Individual test and Young Rider freestyle test as it is equivalent to PSG standard).

Juniors

Junior competitors are eligible to take part in Junior International competitions from the beginning of the year of their 14th birthday until the end of the year of their 18th birthday. They may ride ponies up to the end of the year of their 16th birthday. Horses and ponies must be 6 years old or over.

Ponies

pony competitors are eligible to take part in Pony International competitions from the beginning of the year of their 12th Birthday until the end of the year of their 16th Birthday.

A Pony is a small Horse whose height at the withers, having been measured on a smooth level surface, does not exceed 148cm without shoes or 149cm with shoes. Ponies measured at competition must not exceed 150cm without shoes or 151cm with shoes in order to be permitted to compete. This tolerance is only to be considered when FEI measuring takes place at competition.

Ponies must be 6 years old or over.

N.B. Riders cannot compete in Pony and Junior or Junior and Young Rider Championships in the same year.

Suspension

Suspensions, imposed by the F.E.I. on any horse and/or rider will be upheld by British Dressage and they will automatically be suspended from National events.

Definitions of Paces and Movements

For the most up to date FEI definitions see Appendix 11 or www.fei.org

120. General**a) Eligibility for qualifiers**

- i. Horses and riders must be eligible for all qualifiers at the close of entries.
- ii. Riders must be members of British Dressage in order to gain qualification, except for Area Festivals (see rule 122).
- iii. Horses may continue to take part in Qualifiers once they have qualified (except Potential International Dressage Horse Championship and Young Horse Championships) but owners/riders must notify the Organiser accordingly.
- iv. If a class is oversubscribed, preference will be given to those not already qualified.
- v. Any class designated as a Championship of any sort may not be used to provide part qualification towards a Summer/Winter Regional Championship.
- vi. Once a rider has been placed in the top 10 with 65% or above in a Prelim or Restricted Novice or Elementary class or placed in the top 5 with 66% or above in a Restricted Medium or Advanced Medium class at the National Championships/Winter Championships they may not compete in the Restricted section for that level or below that level in that year or future years. This is effective immediately on gaining such a placing and will require any pre-existing qualification to be switched to the Open section of the Winter/Summer Regional Championships.
- vii. Riders who are placed in the top 10 of the Novice Restricted Freestyle and Elementary Restricted Freestyle Championships with 68% or more will be required to ride in the Open section of the appropriate freestyle class in future. However their eligibility to ride in the Restricted sections in non-freestyle classes will not be affected.

b) Eligibility for Summer/Winter Regional Championships and Area Festivals

- i. All horses attending any Championship (including Area Festival **at all levels**) must be registered with British Dressage. See rule 122 b vii.
- ii. Riders must be members of British Dressage in order to compete at any Championship, including Area Festivals.
- iii. Having qualified, horses and riders may compete in all Championships even if they have subsequently upgraded except for Preliminary level (see rule 124) and unless indicated to the contrary by any other qualification rule.
- iv. Entries for the Summer and Winter Regional Championships will only be accepted with a copy of the notification of qualification attached to the entry form.
- v. A rider qualifying one horse for both the Open and Restricted sections at the same level may choose which section they wish to compete in at the Summer and Winter Regional Championships but may not compete in both sections.
- vi. Riders qualifying multiple horses at the same level and having one or more in the Open section must compete them all in the Open section.
- vii. Competitors may choose at which Summer and Winter Regional Championship they compete and may compete in different Regionals if they have qualified more than one horse. The same horse may not compete at the same level at more than one Regional Championship in any one season.
- viii. Restricted riders may not ride in an Open section at any Championship or Area Festival at a higher level than they ride in a Restricted section.
- ix. Riders may not ride at Summer/Winter Regional Championships (including Music Regional Championships) or Area Festivals at two restricted levels. Those who have qualified at two restricted levels must compete in the Open section at the lower qualified level **if they choose to compete at both levels.**

- x. Horses which have qualified directly for the National Championships may not go to the preceding Regional Championships at the same level that year.
- xi. If there is a change of rider for horses qualified for the Summer or Winter Regional Championships (including Music Regional Championships) the new rider must be eligible to ride the horse in the section for which it has qualified unless the qualification has been compulsorily upgraded to the Open section.
- xii. **Riders who upgrade from the Restricted section to Open at a given level mid season may carry forward points gained previously from Restricted sections, subject to points/percentages matching the requirements of the Open section qualification. In order to do this the British Dressage office must be notified in writing.**

c) Eligibility for National/Winter Championships

- i. To qualify from a Summer or Winter Regional Championships to the National Championships eligible combinations must gain 65% or above unless awarded a wild card.
- ii. A rider may not be changed following qualification from Regional Championship to National/Winter Championships or where qualification is direct (eg. Wellington Freestyle Championships) except for all Young Horse classes.
- iii. In the event of a horse being unable to compete at a Championship Show, and providing that the Dressage Office is informed a week before the close of entries for the Championship concerned and wild cards have not yet been issued, the next highest placed competitor from the relevant qualifying Championship will be invited to compete.
- iv. The starting order for Championship Finals will be drawn, and may be drawn in multiple sections depending on the qualification %.
- v. British Dressage reserves the right to offer further places on a “wild card” system for any British Dressage Championship.
- vi. A horse is only eligible to compete in a maximum of 2 levels at the National/Winter Championships (excluding Young Horse classes).

d) Other

- i. Whips are not permitted for any Championship classes or Area Festivals, other than 4 year old Young Horse classes & para classes. If carried will lead to elimination.
- ii. Commanders are not allowed at any Championship or Area Festivals (except para).
- iii. Winter Championships mean those classes where riders qualify through the Regional Championships, be they standard or music.

121. Championships

Cut off dates

There are a series of competitions at all levels which qualify for Summer/Winter Regional Championships (including PSG and Intermediate I).

01 Dec 11 – 17 Jun 2012	Qualification for the Summer Regional Championships 2012
18 Jun 2012 – 30 Nov 2012	Qualification for Winter Regional Championships 2013
01 Jan 2012 – 31 Dec 2012	Qualification for Winter Music Regional Championships 2013
01 Apr 2012– 30 June 2012	Qualification for Young Horse Championships (except for the Potential International Young Dressage Horse Championships)
01 Apr 2012 – 01 Aug 2012	Qualification for the Potential International Young Dressage Horse Championships

The cut off date for PSG-GP direct qualifications will be the last day of the final Premier League competition of that calendar year.

122. Area Festivals

Please also read general rules for qualifying and championships as some items are also applicable to Area Festivals.

- a) Scope of Area Festivals
 - i) These Festivals will be run between August and October inclusive
 - ii) Classes will be from Preliminary to Prix St Georges level, with Restricted and Open sections from Novice to Advanced Medium level.
 - iii) Freestyle to Music Qualifiers for Winter Regionals will be held at the Area Festivals.
 - iv) Area Festivals carry grading points but do not count as qualifiers in anyway (except for the Festival Final).
- b) Eligibility for Area Festivals
 - i) Qualification for an Area Festival is restricted to individual horse/rider combinations.
 - ii) Once qualified for the Area Festival, combinations may compete even if they subsequently upgrade.
 - iii) Combinations competing at Winter/Summer Regional Championships will not be eligible for any Area Festivals at that level or below in the same calendar year with the exception of Freestyle to Music classes when they will only lose their eligibility to compete in Area Festivals if they compete at the Winter Championships or Wellington Championships.
 - iv) Group 4-8 riders may compete in Area Festivals up to and including Advanced Medium level, depending on their eligibility. Only Group 7 & 8 riders may compete at Prelim level. Group 3 riders may only compete at Novice and above. Group 2 riders may only compete at Advanced Medium level and above. Group 1 and 2A riders may not enter Area Festivals at any level.
 - v) Once a rider has ridden at the National or Winter Championships, they cannot compete at that level or below on another horse in Area Festivals in that year or the following year. Riders who have competed in any Para Equestrian Championship, **or the Area Festival Championship which run alongside the Winter Championships, are exempt from this restriction.**
 - vi) Non members may qualify at Preliminary level in Preliminary classes that are in the Omnibus Schedule. They must be a Group 7 or 8 rider when qualifying ie. not have won more than 14 points at Elementary level or above since 1st April 1994. Horse and rider must however join British Dressage before entering the Area Festival.
 - vii) **Horses/ponies need not be registered to qualify for an Area Festival at Preliminary level but must not have more than 49 points when qualifying. Horses must be fully registered for Area Festivals at all levels.**
 - viii) Non members may qualify using sheets gained on Class Tickets and Training Classes but both horse and rider must be registered before entering the Area Festival **at all levels.**
- c) Means of qualifying for Area Festivals
 - i) All qualifying scores must be gained between 1st January of the calendar year up to the close of entries for the relevant Area Festival.
 - ii) Qualification at Preliminary to Elementary levels will be by achieving 2 affiliated scores at 62% and above at the same level.
 - iii) Qualification from Medium to PSG levels will be by achieving 2 affiliated scores at 60% and above at the same level.
 - iv) Competitors in the Channel Islands will be able to qualify with 1 score with the required percentage.
 - v) The original sheets must have the date and venue of the class written on them and be sent with the entry form as proof of qualification. They will not be returnable. Score sheets from Training sections, BYDRS Home International, Senior Inter Regionals and Sheepgate U25's may be used. Qualifying sheets may only be used once. Scores from freestyles, HC tests or Area Festivals cannot be used.

d) Qualification for Area Festival Championships

- i) The top 2 combinations with 62% and above in Medium – PSG classes at the Area Festivals will qualify for the Festival Championships. If classes are split then first place from each section will qualify.
- ii) For Preliminary - Elementary the top 4 combinations with 62% and above will qualify.
If the classes are split then the first and second place from each section will qualify.
- iii) Wild cards will be issued after close of entries for the Area Festival Championships to the next highest qualified percentages across all Area Festivals for any class which has not been filled. Entries received after the closing date from pre-qualified combinations will not be accepted once wild cards have been issued.
- iv) A horse/rider combination which qualifies for both the Area Festival Championship and the Winter Championships in the same year may only compete in the Area Festival Championship at a higher level than in the Winter Championship. Music Freestyle classes are included. Those qualified for **both at the same level or below must** withdraw from the Area Festival Championship.

123. Summary tables for championships qualification

- a) Qualification requirements for Summer or Winter Regional Championships.

Level	Points needed	Points from qualifiers	Minimum %
Novice Restricted	19	10	65
Novice Open	20	10	67
Elementary Restricted	15	8	64
Elementary Open	18	9	66
Medium Restricted	10	5	63
Medium Open	16	8	64
Adv Med Restricted	8	4	63
Adv Med Open	10	5	64
PSG&Inter I	6	6	63

- b) Qualification requirements for Direct Qualifiers to the National Championships.

Qualifiers for PSG – GP at Premier Leagues will have special status.
For further details see Rules 129-133.

124. Preliminary qualifiers

See rule 134 for Special Rules for Jersey, Guernsey, IOM and IOW.

- a) Each affiliated competition appearing in the Schedules is entitled to hold up to two Preliminary Qualifiers, and if these classes are over subscribed Organisers may run additional sections.
- b) In order to qualify for the Summer/Winter Regional Championships horses must be placed 1st in two qualifiers with 65% or above, ridden by a group 7 or 8 rider.
- c) Riders must be members of BD to compete in these qualifiers.
- d) Horses need not be registered for qualifiers but must not have won more than 49 points at the close of entries. Horses must be fully registered if entering the Summer/Winter Regionals or **Area Festivals**.
- e) Having qualified, horses may compete at the Summer/Winter Regional Championships, even if they have subsequently gained further points.
- f) Riders must remain as Group 7/8 riders at the close of entries of their Regional Championship.
- g) Horses who have started in Inter I classes or above may not compete in Preliminary – Medium Qualifiers unless they have been downgraded.

125. Novice qualifiers

See rule 134 for Special Rules for Jersey, Guernsey, IOM and IOW.

- a) If a Novice qualifier is over subscribed Organisers may run additional sections.
- b) Group 1 and 2A riders may not take part in qualifiers.
- c) Horses who have started in Inter I classes or above may not compete in Preliminary – Medium qualifiers (unless they have been downgraded).
- d) In order to qualify for the Open or Restricted Summer/Winter Regional Championships horses must gain points as follows:
 - Open - 20 points at **67%** or above (at least 10 of these points must be gained in qualifiers).
 - Restricted - 19 points at 65% or above (at least 10 of these points must be gained in qualifiers).

126. Elementary qualifiers

Rules as for Novice qualifiers except:

- a) Group 2A riders are eligible.
- b) Open - 18 points at 66% or above (at least 9 of these points in qualifiers),
 - Restricted - 15 points at 64% or above (at least 8 of these points in qualifiers)

127. Medium qualifiers

Rules as for Novice Qualifiers except:

- a) Group 1 and 2A riders are eligible.
- b) Open - 16 points at 64% or above (at least 8 of these points in qualifiers),
 - Restricted - 10 points at 63% or above (at least 5 of these points in qualifiers)

128. Advanced medium qualifiers

Rules as for Novice qualifiers except:

- a) Group 1 and 2A riders are eligible.
- b) Horses may not have started in Intermediate II and above.
- c) Open - **10** points at 64% or above (at least **5** of these points in qualifiers),
 - Restricted - **8** points at 63% or above (at least **4** of these points in qualifiers)

129. Prix St Georges qualifiers for the National Championships

- a) Open to horses that:
 - i) Have won fewer than 450 grading points
 - ii) Have not won more than a total of 6 points in Grand Prix.
 - iii) Are at least 7 years old.
- b) There are two routes to qualify for the National Championship. **Qualification will not pass down.**
 - i) In PSG qualifiers at Premier Leagues and UK based CDI, two combinations from the show will qualify directly with 65% or above. If there is only one qualifier the top two combinations will qualify. If there are two the 2 winners will qualify. If both qualifiers are over subscribed, both may be split with the winners of both sections qualifying, making a total of 4 qualifiers from that show.
 - ii) To qualify for the Regional Championships combinations must gain 6 grading points at 63% and above in Qualifiers (up to 3 of these points may be gained at Internationals). Qualification for the National Championships will be awarded to 1st place with a minimum score of 65%.

- iii) **Combinations which have competed in PSG classes in CDIs abroad may request that their highest score be entered onto the wild card list if they notify the BD Office in writing before the end of the qualifying period for direct qualification to the National Championships as defined in rule 121.**
- c) Qualifiers for the National Championships may be run in 2 sections – section a) non-qualifying section open to any horse b) for combinations eligible to qualify.

130. Intermediate I qualifiers

- a) Open to horses that have not won more than 12 points in GP.
- b) Horses must be at least 7 years old.
- c) There are two routes to qualify for the National Championships. **Qualification will not pass down.**
 - i) In Intermediate qualifiers at Premier Leagues and UK based CDI, two combinations from the show will qualify directly with 65% or above. If there is only one qualifier the top two combinations will qualify. If there are two the 2 winners will qualify. If both qualifiers are over subscribed, one may be split with the winners of both sections qualifying, making a total of 3 qualifiers from that show
 - ii) To qualify for the Intermediate I Regional Championships combinations must gain 6 grading points at 63% and above in Qualifiers (up to 3 of these points may be gained at Internationals).
 - iii) **Combinations which have competed in Int I classes in CDIs abroad may request that their highest score be entered onto the wild card list if they notify the BD Office in writing before the end of the qualifying period for direct qualification to the National Championships as defined in rule 121.**
- d) Qualifiers for the National Championships may be run in 2 sections – section a) non-qualifying section open to any horse b) for combinations eligible to qualify.
- e) Horses who have started in Intermediate I classes may not compete in qualifiers up to and including Medium unless they have been downgraded.

131. Intermediate I Freestyle Championship

- a) The top combinations in the Intermediate I Championships will qualify but marks will not be carried forward.

132. Intermediate II qualifiers

- a) **Direct qualification for the National Championships will only be from Premier Leagues or UK based CDIs. Two combinations from the show with 65% or above will qualify directly. If there is only one qualifier the top two combinations will qualify. If there are two the 2 winners will qualify. If a qualifying place is taken by a pre-qualified horse, the qualification will pass down to the next highest placing at 65% or above.**

Horses which gain 5 or more grading points in Intermediate II qualifiers at 65% or above will potentially be eligible for a wildcard. Three points must be won from either Premier League qualifiers or International Intermediate II classes/UK based CDI. Any wildcard allocation will be based on the highest score earned at a Premier League or CDI.

- b) Combinations which have qualified directly for the Grand Prix Championship and the Intermediate II Championship will only be eligible to compete in both if they have not competed at Grand Prix CDI/CDIO level abroad. Combinations who have competed at Grand Prix level at a CDI/CDIO abroad will be eligible to compete in the Grand Prix Championship only.
- c) Horses who have started in Intermediate II classes may not compete in qualifiers up to and including Advanced Medium unless they have been downgraded.
- d) Horses must be at least 7 years old.

133. Grand prix qualifiers

- a) **Direct qualification for the National Championships will only be from Premier Leagues or UK based CDIs. Two combinations from the show with 65% or above will qualify directly. If there is only one qualifier the top two combinations will qualify. If there are two the 2 winners will qualify. If a qualifying place is taken by a pre-qualified horse, the qualification will pass down to the next highest placing at 65% or above.**

Horses which gain 5 or more grading points in Grand Prix qualifiers at 65% or above will potentially be eligible for a wildcard. Three points must be won from either Premier League qualifiers or International Grand Prix classes/UK based CDI. Any wildcard allocation will be based on the highest score earned at a Premier League or CDI.

- b) At the Championship all horses will ride the Grand Prix but only the top combinations in this class will go forward to ride the Grand Prix Freestyle.
- c) **The marks from both sections will be added and the average percentage calculated to determine the National Champion. Also see rule 6.**
- d) Horses may not compete in more than one Grand Prix class each day.
- e) Horses must be at least 8 years old.

134. Special rules for Jersey/Guernsey, Isle of Man and Isle of Wight

To qualify for Preliminary Regional Championships, horses must win one qualifier at the required percentage. The qualification will be passed down to 2nd place if all above have already qualified. For all other levels half of the qualifying points must be achieved at the required percentage and at least half of these points must be gained in qualifiers. Where the total points required are an odd number, the number of points needed under these special rules will be rounded up e.g. Novice Restricted will require 10 points, 5 from qualifiers. This rule only applies to residents in Jersey, Guernsey, Isle of Wight and Isle of Man who are competing at venues located in their home area.

135. General rules applicable to all Freestyle to Music qualifiers

- a) Riders must provide their own disc, timed to run from the move off from the halt at the start of the test, until the final halt. Halts must be on the centre line facing the Judge. No more than 20 seconds of introductory music may be played before entering the arena at A.
- b) British Dressage members and riders with Music Membership may compete a registered or unregistered horse in Music competitions and Qualifiers at any level. Riders must upgrade to Full Membership and register the horse to compete in a Regional Music Championship or any other Championship.
- c) All tests must include the compulsory movements for the relevant level and may also include additional movements at that level or below.
- d) All music must be licensed. See Appendix 8.

136. Novice Winter Freestyle Championship

A 4 to 5 minute Freestyle test ridden to music in a 20 x 60 arena at the Regional Championship and Championships. The qualifiers may be held in a 20 x 40 arena at the Organisers discretion.

- a) There will be an unlimited number of qualifiers with the two highest non-qualified combinations in both the open and restricted sections gaining **67% or above (from 1st January 2012)** for open and 65% or above for restricted, qualifying for Winter Regional Championships.
- b) Open to horses that have won fewer than 125 points.
- c) Not open to Group 1 and 2A Riders.

137. Elementary Winter Freestyle Championship

A 4½ to 5 minute Freestyle test ridden to music in a 20 x 60 arena at the Regional Championship and Championships. The qualifiers may be held in a 20 x 40 arena at the Organisers discretion.

- a) There will be an unlimited number of qualifiers with the two highest non-qualified combinations in both the open and restricted sections, gaining 66% or above for open and 64% for restricted, qualifying for Winter Regional Championships.
- b) Open to horses that have won fewer than 200 points.
- c) Not open to Group 1 Riders.

138. Medium Winter Freestyle Championship

A 4½ to 5 minute Freestyle test ridden to taped music in an arena 20 x 60m at Medium standard.

- a) **There will be an unlimited number of qualifiers with the two highest non-qualified combinations in both the open and restricted sections, gaining 64% or above for open and 63% for restricted, qualifying for Winter Regional Championships.**
- b) Open to horses that have won fewer than 300 points and have not started in Intermediate I or above.

139. Advanced Medium Freestyle to Music Championships

A 4½ to 5 minute freestyle test ridden to pre-recorded music in an arena 20x 60m at Advanced Medium Standard.

Qualification to the Winter Championships

There will be an unlimited number of qualifiers with the three highest non-qualified combinations, gaining 63% or above, qualifying for Winter Regional Championships

Qualification to the Wellington Championships

The highest placed non-qualified combinations will qualify directly for the Advanced Medium freestyle championships at Wellington Riding (Hants) providing they achieve 65% or above. Wild cards may be given to non-qualified combinations with the highest % gained in direct qualifiers.

Open to horses that at the time of qualifying, have not started at Intermediate II level and have fewer than 375 points.

140. Prix St Georges Freestyle to Music Championships

A 4½ to 5 minute freestyle test ridden to music in an arena 20 x 60m at Prix St Georges level using the FEI Young Rider Freestyle test.

Qualification to the Winter Championships

There will be an unlimited number of qualifiers with the three highest non-qualified combinations, gaining 63% or above, qualifying for the Winter Regional Championships.

Qualification to the Wellington Championships

Winners of direct qualifiers will qualify for the Prix St Georges Freestyle Championship at Wellington Riding (Hants) providing they achieve 65% or above. Wild cards may be given to non-qualified combinations with the highest % gained in direct qualifiers.

Open to any horse which has not won more than 6 points in a Grand Prix.
Horses must be at least 7 years old

141. Pas de Deux or Freestyles with more than one competitor

Please refer to the rules relating to the Freestyle Championship appropriate to the level.

142. Qualification from Regionals to National/Winter Championships and Wild card allocation

- a) Combinations qualify from Regionals to the National or Winter Championships on a proportional basis. The ratio will depend on the total number qualified at each level as well as the number of starters at each Regional Championship. A table showing the ratio of qualifiers to starters and any variation on the proportional qualification basis for a specific class will be displayed at each Regional Championship.
- b) Wild cards are a means of qualifying for a championship other than gaining qualification at the Winter or Summer Regionals or direct from a Premier League.

When determining the ratio for direct qualification from Regional Championships, approximately 20% of the available places at the Nationals are retained for use as wild cards.

- i) Immediately after the final Winter or Summer Regional Championships those qualified at Preliminary – Advanced Medium are listed and the remaining places in the relevant Championship class are filled by the non-qualified competitors with the next highest percentages from across all of the Regionals. Wild cards are only distributed after all Championship places have been allocated to those who qualify by right. **If combinations on the wild card list end on equal percentages, the collectives are used to create the order of acceptance.**
- ii) For Prix St Georges and Intermediate I, wild cards will be offered to non qualified combinations from both Premier Leagues and Regional Championships, with the aim of having approximately 70% of the places available at the National Championships filled from combinations competing at **Premier Leagues/CDI's**.
- iii) The Board reserves the right (Rule 120 (c) v)) to offer places for any BD Championship or Regional Championship. This system is used mainly for the higher level classes at the National Championships and for horses that the selectors would like to see in top class competition.

143. Potential International Dressage Horse Championship qualifying classes

- a) **Classes to be held in an arena no smaller than 60 x 20 or equivalent area (1200 sq m) and ideally should be enclosed with fencing.**
- b) In the first rounds, horses will ride in groups of three and their natural paces will be assessed. The top 10 (in order of the first round marks) will then return for final judging. Horses will not be stripped or ridden by the Judges. First round marks are used solely to determine the top 10 horses and will be disregarded for the final placings, which will be decided when the top 10 horses are judged.
- c) There will be separate sections for four years olds and five year olds.
- d) The 1st and 2nd with scores of 6.5 or over from each section will go forward to the Final at the National Dressage Championships where they will be pre-judged and the top 10 will go through to the final judging in the main arena.
- e) Once a horse has qualified it may not start in any further qualifiers.
- f) To enter horses must be 4 or 5 years old. For the qualifying classes horses need not be registered with British Dressage.
- g) Horses which have, at the close of entries, won grading points at Medium level are not eligible to compete in these qualifiers.
- h) Owners and riders must be members of British Dressage. There will be no lower age limit for riders.
- i) Saddlery, Dress and Equipment. The same rules apply as for affiliated Novice Dressage Competitions.

The final

- a) Before entering for the Final, horses must be registered with British Dressage.
- b) The rider does not have to be the same as for the qualifier.
- c) Horses may be ridden by the Judges at the Championship.

144. General rules relating to all Young Horse classes (except for Potential International Dressage Horse classes, rule 143)

- a) These will be held in a 60 x 20 metre arena. The arena boards must be continuous around the arena.
- b) Open to British Dressage Members riding registered or un-registered horses but horses must be registered to compete in semi-finals or Championships.
- c) Horses must be ridden in snaffle bridles.
- d) Horses must exceed 14.2hh unless in the pony sections.
- e) There are no grading points awarded in these classes.
- f) The Jury will consist of a BD judge on List 2 or above and a Trainer, see Appendix 2.
- g) Additional Judges may be invited for Regional Championships or Championships.
- h) Once qualified the rider should inform the organiser before entering further qualifiers.
- i) In qualifiers the top three non-qualified horses with a score of 6.5 or above will go through to the Championships (or Regional Championships where these are held).
- j) The rider in the final does not have to be the same as for the qualifier.
- k) For sitting and rising trot in Young Horse classes see rule 78.

145. Rules relating to the British Young Horse Championships at Hickstead

The qualifiers for these Championships are co-ordinated by British Dressage in association with The British International Dressage Trainers Foundation and Dressage at Hickstead. A panel consisting of representatives of the above committees will deal with any problems with these rules. Entrants in these classes must accept the decisions of this panel. Enquiries about them should be directed to the Dressage at Hickstead Secretariat. Tel: 01444-882150. There will be 10 qualifying rounds but additional rounds may be added at the discretion of DAH in association with BD. At each qualifier there will be separate qualifying classes for National 5 year olds, International 5 year olds, National 6 year olds and International 6 year olds.

Tests used for the British Young Horse Championships qualifiers at Hickstead

5 yr National level the BD Novice Young Horse Test 2004 YHN5 2004

6 yr National level the BD Elem Young Horse Test 2004 YHE6 2004

5 yr International/FEI level the FEI Preliminary Test for 5 yrs FEI YHP5 2009

6 yr International/FEI level the FEI Preliminary Test for 6 yr FEI YHP6 2009

5 yr International/FEI level the FEI Finale Test for 5 yr FEI YHF5 2009

6 yr International/FEI level the FEI Finale Test for 6 yr FEI YHF6 2009

Combinations may qualify for and compete in both International and National Finals.

National level

- a) The Championships will be held at Hickstead.
- b) The test for the Championships will be the same as for the qualifiers.

International level

- a) The semi-final for both 5 and 6 year olds will be held at Hickstead.
- b) The top combinations from each semi-final will go forwards to the Championships to be held at Hickstead The number to go forward will be advised at the semi-final.
- c) The Tests for the semi-finals and the Championships will be the FEI Finale test for 5 years – FEI YHF5 2009 and the FEI Finale test for 6 yrs, FEI YHF6 2009.

146. Rules relating to the British Dressage Young Dressage Horse Championship

- a) There will be approximately 12 qualifying competitions.
- b) At each there will be separate qualifying classes for 4 year olds, National 5 year olds, National 6 year olds.
- c) The tests to be used at the Championships for the National 4, 5 and 6 yr olds will be the same as for the qualifiers.
- d) The highest placed Amateur Owner/Rider in each Championship will win an award, those who are eligible must declare this on their entry form.

Tests used for the British Young Dressage Horse Qualifiers and Championship

4 yr the BD Basic Test for 4 year olds

5 yr National level the BD Elementary Young Horse Test 2009 YHE5 2009

6 yr National level the BD Medium Young Horse Test 2009 YHM6 2009

147. The Sheepgate Young Rider Dressage Championship For Under 25s, to be held at Sheepgate Eq. Centre, Lincs.

Copies of score sheets (with a large S.A.E, for return) clearly stating date and venue, to be forwarded to Karen Ryder at British Dressage in order to obtain a letter of qualification. **You will not need to send/show this letter to Sheepgate** as they will be informed by BD of the combinations that have qualified.

Under 25's Preliminary qualifiers

- a) To qualify for the Preliminary Championship riders must attain **62%** or above in any two Preliminary Classes between 1st December 2011 and before the close of entries.
- b) Horses and ponies may be of any height. They do not have to be registered with British Dressage but must have fewer than 49 dressage points at the close of entries.
- c) There is no lower age limit and riders may take part until the end of the year of their 25th birthday. Riders must be members of British Dressage and a Group 7 or 8 rider at the close of entries.

Under 25's Novice qualifiers

- a) To qualify for the Novice Championship riders must attain 65% or above in any two affiliated Novice Classes between 1st December 2011 and before the close of entries.
- b) Horses and ponies may be of any height. They must be registered with British Dressage and have won less than 124 dressage points.
- c) There is no lower age limit and riders may take part until the end of the year of their 25th birthday. Riders must be members of British Dressage.

Under 25's Elementary qualifiers

- a) To qualify for the Elementary Championship riders must attain 65% or above in any two affiliated Elementary Classes between 1st December 2011 and before the close of entries.
- b) Horses and ponies may be of any height. They must be registered with British Dressage and have won less than 199 dressage points.
- c) There is no lower age limit and riders may take part until the end of the year of their 25th birthday. Riders must be members of British Dressage.

Under 25's Medium qualifiers

- a) To qualify for the Medium Championship riders must attain 63% or above in any two affiliated Medium competitions between 1st December 2011 and before the close of entries.
- b) Horses and ponies may be of any height. They must be registered with British Dressage and have won less than 299 dressage points.
- c) There is no lower age limit, and riders may take part until the end of the year of their 25th birthday. Riders must be members of British Dressage.

Under 25's Advanced Medium qualifiers

- a) To qualify for the Advanced Medium Championship riders must attain **62%** or above in one affiliated Advanced Medium competition between 1st December 2011 and before the close of entries.
- b) Horses and ponies may be of any height. They must be registered with British Dressage and have won less than 374 dressage points.
- c) There is no lower age limit and riders may take part until the end of the year of their 25th birthday. Riders must be members of British Dressage.

148. Senior Home International Competition

- a) **Riders must be members (18 and over at 1st January in the year of competition) of British Dressage or Dressage Ireland.**
- b) **Riders must not have competed at the BYRDS Inter Regional Championship or BYRDS Home International in the current or previous year**
- c) **Riders who have competed internationally in a CDI-Y/J/P in the UK or abroad as a YR, J or P Rider may only compete if a period of 12 months has passed since their last competition at this level. Riders that have represented Great Britain on a Paralympic, World or European Para team are not eligible to compete.**
- d) **Riders who have competed at Grand Prix/Intermediate II in the current or preceding calendar year are not eligible.**
- e) **Horses must be 4 years or over and 7 years or over for Advanced and PSG classes.**
- f) **Riders and Horses who have competed at the BD Winter Championships including Freestyle to Music classes and/or BD National Championships in the current or preceding year are not eligible to compete at the same level or any level below at this competition. (This applies to both rider and horse separately, not just combination)**
- g) **Riders who have competed in the Area Festival Championship are eligible to compete.**
- h) **Riders must be eligible to compete in accordance with BD rules in the correct rider group/level. Rider groups and eligibility will be as at the date of close of entries.**
- i) **No grading points will be awarded for this competition.**
- j) **Points will be awarded for the placings in the team classes. The top 3 scores per team will count on each day.**
- k) **Teams will be selected in accordance with the Regional Team Selection Policy.**
- l) **Each team of 4 riders must consist of the following levels: Novice, Elementary and Medium level and 1 rider at either Restricted Novice or Adv Med/PSG level**
- m) **If a team drops to three members, the remaining members may still compete as a team, with all three scores to count. If a team drops to two members, they may still ride in the competition for individual placings, however the competition is essentially a team competition and therefore will not start with any individual riders.**

149. Senior Inter-Regional Competition

- a) Riders must be 18 years old & over as at 1 January of the year of the competition.
- b) Each Team to comprise of 4 riders from the Region. Each of the specified Team tests must be ridden according to the rider group eligibility specified in the schedule, with no more than two riders in a team riding the same level of tests .
- c) Points will be awarded for the placings in the team classes. The top 3 scores per team will count on each day.
- d) Riders and horses cannot compete at the Senior Inter Regional competition if they competed at the Winter Championships (including Freestyle classes) or/and National Championships in the current or preceding year or intend to compete at the BYRDS Inter Regional competition in the year of competition.
- e) Riders may not compete in the Senior Inter-Regional competition and the BYRDS Inter-Regional competition in the same calendar year.
- f) Whips and commanders are permitted.
- g) Riders must be the correct rider group and horse within the correct points at close of entries otherwise their team place will be lost. Grading points will not be awarded .
- h) No one other than the competitor may school the horse from the saddle for the duration of the competition. Exercise by means of walk on a relaxed rein may be given by another rider under supervision of the steward (who should be notified).

150. BYRDS Home International Competition

- a) All riders must be current members of British Dressage.
- b) Fledgling Riders: To the end of the year of their 11th birthday, ponies over 5 years old as at 1st January.

Pony Riders: From the beginning of the calendar year of their 12th birthday to the end of the calendar year of their 16th birthday, ponies max 149cm with shoes and 5 years old or over as at 1st January.

Junior Riders: From the beginning of the calendar year of their 14th birthday to the end of the calendar year of their 18th birthday, horses and ponies 5 years old or over as at 1st January.

Young Riders: From the beginning of the calendar year of their 16th birthday to the end of the calendar year of their 25th birthday, horses 5 years old or over as at 1st January.
- c) In the event of any invited country not taking up their full complement of teams, other countries will be offered additional team places. If a rider is on a team and wishes to compete a second horse/pony as an individual they will be placed on a waiting list and might be offered a place only after all the team entries have been filled.
- d) All classes, including FEI will be run under British Dressage rules.
- e) No whips or commanders are permitted in any of the classes.
- f) Grading points will not be awarded.
- g) Riders must be eligible to ride at the level which they intend to compete in accordance with the rules above.
- h) No-one other than the competitor may school the horse from the saddle for the duration of the entire show.
- i) Specific competition rules for this event are available via the regional BYRDS representative or RDO

151. BYRDS Inter-Regional Competition

- a) Riders who have a Union Jack pocket badge are eligible to enter but will be put into A squad. Riders who have a European Championship pocket badge and have represented GB at European team level are not eligible to take part. Riders who attend Pony, Junior or Young Rider Squad Training will be squadded by their region. Riders who attend BYRDS National Training sessions are eligible to take part.
- b) There will be a maximum of 5 teams per region. Each team to comprise 4 riders from the region, of which three must be on different squads. This can include Fledglings; teams do not have to include an A Squad rider. Riders can only ride at the level in which they are currently squadded. Riders can compete with one horse or pony at one squad level only.
- c) Team competition to be decided on combined points scores over the two days. 3 scores of the 4 team members to count, including Fledglings. For the team competition the drop score each day will be the highest score determined by the placing
- d) Team scoring will be done according to place in the class and not marks e.g. winner of class – 1 point, 10th place – 10 points etc. The rider with the highest placing on each day and then the cumulative best places will be the winner.
- e) All tests over the competition days will be judged on rider competence and there will be marks given but not percentages. Individual competition to be determined from individual results in team classes.
- f) Only Fledglings and C Squad riders can have their tests commanded. A and B squad riders must ride their tests from memory. Spurs are permitted but only without rowels. Snaffle bridles only, including warm up.
- g) Specific competition rules for this event will be available via the Regional BYRDS Representative or RDO.

152. Rules for Scottish Qualifiers/Championship

- a) Qualifiers for the Scottish Championships will run from 1 December 2011 to 31 July 2012. The Championship will take place at Ingliston Equestrian Centre, Bishopton, Renfrewshire in September
- b) 1st and 2nd in each Scottish Championship Qualifying class will qualify. The Qualifiers will be held via Non Qualifying Regional Championship classes and if there are no NQ classes being run then the qualifiers will run in conjunction with the Regional Championship Qualifying classes.
- c) Qualifying percentages :
 - Restricted section at Prelim with 65% or above
 - Open and Restricted section at Novice with 65% or above
 - Open and Restricted section at Elementary with 63% or above
 - Open and Restricted section at Medium with 60% or above
 - Open and Restricted section at Advanced Medium with 60% or above
 - PSG with 60% or above
- d) A qualifying letter will be given to all qualifiers on the day. It is up to the competitor to ensure that they receive their qualifying letter from the organiser. Competitors must register their intent to compete at the Scottish Championships by returning the tear off section of the qualifying letter to **Jackie Gray, The Kennels Cottage, Ormiston Farm Steading, Leydon Road, Kirknewton EH27 8DQ** within 14 days of the date of the competition.
- e) Only Group 7 and 8 riders competing on unregistered horses or horses with fewer than 49 points are eligible for Preliminary classes **at the qualifiers**. Unregistered horses will have to be registered **to compete at** the Scottish Championships.
- g) As per Championship rules all entries will be drawn for starting times.

When Performance Counts



Official supplier of
nutrition to the British
Equestrian Team



As used and recommended by
Richard Davison for over 28 years



Choose a winning combination

Dodson & Horrell competition feeds, supplements and herbal products are designed to provide everything your competition horse needs for his optimum performance.



watch demos online from
sponsors of International
Rider Anna Rose Davies

DODSON & HORRELL
LIMITED



Ask the experts: 0845 345 2627

www.dodsonandhorrell.com

153. Para Equestrian Dressage competitions for riders with classification of I-IV

All competitions are run under FEI rules, unless otherwise stated below:

- a) Commanders may only be used in accordance with the FEI PE rules. Riders with intellectual impairment, visual impairment or head injuries may use a commander. Commanders are permitted in the Restricted section of Para Equestrian Dressage competitions, but are only permitted in the Open section if marked as a dispensation on the rider's card. Please refer to Rule 154 c & d) for details for blind riders.
- b) For Para Equestrian Dressage Competitors, a copy of the classification card/letter issued by FEI PE/RDA must be sent with the entry. Riders must always compete with a current card/letter on their person in case of any query. It is the rider's responsibility to ensure their cards are current and have all compensating aids listed.
- c) For BD able bodied competitions all current FEI cards and RDA letters are accepted when applying to provide dispensation. A copy of the BD formal dispensation must be sent with the entry forms to the Organisers. It is the rider's responsibility to ensure it is passed onto the Judge on the day. A copy of the dispensation should be carried by the rider in case of any query. Any rider not currently classified should contact the Para Officer in the BD office. Applications for dispensation in BD able-bodied classes must be made as per rule 76.
- d) Whilst all disabled persons are welcome to compete in affiliated competitions, it is the responsibility of the rider to ascertain (before entering) whether the venue's facilities are suitable for their individual requirements.
- e) Riders must compete in the Open section of the class if they have represented Great Britain by competing in a **CPEDI 3 * since 2010 or competed in the KBIS National Championships in the past two years**. Riders may compete H/C in the Restricted section with permission from the organiser.
- f) An Open rider must have FEI classification. If a rider has both RDA and FEI classification then FEI takes precedence. Any rider wishing to compete in International Competitions must have FEI Classification.
- g) Riders may only compete in their classified grade. Any rider wishing to compete at a higher grade may do so in accordance with FEI rules. However, riders may compete H/C at a higher grade at the discretion of the organiser.
- h) The Restricted section is open to any rider with classification (member or non member, riding a registered or unregistered horse), unless they have competed as rule 153e.
- i) Open riders must be registered as a BD member (riding a registered horse) . Restricted riders may also compete in Open classes providing they have FEI classification. Non members would need to do so on a class ticket.
- j) Riders who qualify for any Para Equestrian Dressage National Championship will be allowed to ride up to a maximum of 2 horses in that Championship. This rule does not apply to KBIS – see rule 157. It is the rider/horse combination that qualifies in the Open section and the rider who qualifies in the Restricted section.
- k) Horses will be allowed to wear nosenets in Para Equestrian Dressage competitions in accordance with rule 53. However, any horse competing with a nosenet in the Open section will not be considered for selection for International competitions as nosenets are not allowed under FEI rules.
- l) **Riders may carry whips of no more than 120cm in length. One whip is permitted for riders riding in all Para Dressage Competitions including Championships. Two whips must be specified on Classification information. If a rider wishes to carry one or more whips when competing Able Bodied Dressage then this must also be stated on Classification information when applying for dispensation otherwise BD/FEI rules will be used.**

154. Visually impaired riders B1 – grade III

- a) Prior to the competition the horse may be led around the outside of the arena with the organiser's permission and at a suitable time within the competition programme.
- b) Arena familiarisation – prior to beginning the test riders may choose to ride a circuit of the arena on both reins including one change of rein. If the bell for the commencement has not rung then the rider may halt or continue at any pace inside the arena. When the signal to commence the test is given the rider may start the test from inside or outside the arena.
- c) Commanders are permitted for riders with visual impairment who are classified as B1 Grade III (totally blind riders). They are required to ride with Para Equestrian Dressage approved blacked out glasses/ swimming goggles or blindfold.
- d) Riders may have up to nine callers with the senior caller communicating with the judge at C. Only one caller is allowed inside the arena, the others must stand outside. Callers must make sure they do not restrict the vision of the Judges. The rider is also allowed a commander in addition to the above.

155. Visually impaired riders B2 – grade IV

For those who are visually impaired and classified as Grade IV the arena may not be fully enclosed. Riders may use their own large letters if they wish but will be required to compete at the start or the end of the class. Riders wishing to do this must inform the organiser and are responsible for co-ordinating this with the organiser.

156. Horses used for Para Equestrian competitions

- a) Horses competed by Grade I and II riders may be trained/schooled by a designated rider other than the competitor for up to **thirty** minutes on the day of the competition but must only be ridden by the competitor in the 15 minutes preceding the test.
- b) Horses owned by BD members and loaned for the day for a disabled rider may be ridden in another affiliated class by its regular rider on the same day.
- c) All grades may use double bridles, with the exception of riders in Grade I and II in the restricted class.
- d) Riders may share a horse in a para equestrian dressage competition provided they are competing in different grades. Horses may be competed by another Para Equestrian Dressage rider in able bodied competition on the same day, provided they only warm the horse up for that class.

157. National qualifiers for Para Equestrian dressage riders - KBIS

The four riders with the highest percentages overall in each grade from the regional qualifiers will qualify for the National Championships (Grade 1 will be split between 1a and 1b). All riders must qualify with a minimum score of 62 %. If the numbers qualified for any grade fall below four, wild cards will be issued to the next highest qualifying percentage.

The maximum number of riders competing in the Championship is 20. Should there be a space in the KBIS class the rider with the next highest percentage from across all qualifiers, regardless of grade, will be invited to compete. If there is only one entry in either of the Grade 1a or 1b classes, those Grades will be combined into a single Championship class.

The Competition is for all riders with FEI classification cards. Riders at the Championships must also be members of BD. It is the rider who qualifies and the horse may be substituted. In the event of a rider being unable to compete at the Championships, BD must be notified a week prior to the close of entries and the next highest percentage will then qualify.

158. Para Equestrian Dressage Winter qualifiers

In order to qualify for the Restricted Para Equestrian Dressage Winter Championships a rider must be placed 1st or 2nd in two qualifiers with 60% or above. Wild cards will be allocated to the rider(s) with the highest percentage across all qualifiers in each grade.

159. The British Para Equestrian Dressage Championships at Hickstead

To qualify riders must gain points, which will be given for percentages achieved in both the warm up classes and qualifiers. See rule 153j.

To qualify, riders must gain:

12 points over 60% in Restricted.

16 points over 62% in Open.

The points will be allocated as per Rule 12, Grading Points:

60.00 – 61.99%	1 point
62.00 – 63.99%	2 points
64.00 – 65.99%	3 points
66.00 – 67.99%	4 points
68.00 – 69.99%	5 points
70.00 – 71.99%	6 points
72.00% and above	7 points

Riders will be notified of their qualification from the British Dressage Office.

The Champion at each grade will go through to a Freestyle Championship.

160. Open Para Equestrian Dressage Winter Championships

Riders with the highest percentage (over 62%) overall in each grade from the regional qualifiers will be eligible to be selected to take part in the Open Para Equestrian Dressage Winter Championships, held at the Winter Dressage Championships in April. The maximum number of Open Para Equestrian Dressage competitors at the Championships will be 30. Riders and horses must be registered with BD. A qualified rider may change their horse for the Championships. If a rider is unable to compete the qualification will be passed down to the next eligible competitor if BD is notified at least a week before the close of entries.

161. Para dressage tests in use

FEI PE 2010 Grade Ia Novice, Team, Individual, Freestyle

FEI PE 2010 Grade Ib Novice, Team, Individual, Freestyle

FEI PE 2010 Grade II Novice, Team, Individual, Freestyle

FEI PE 2010 Grade III Novice, Team, Individual, Freestyle

FEI PE 2010 Grade IV Novice, Team, Individual, Freestyle

FEI PE 2006 Grade Ia Test 3

FEI PE 2006 Grade Ib Test 10

FEI PE 2006 Grade II Test 21

FEI PE 2006 Grade III Test 31

FEI PE 2006 Grade IV Test 41

Appendix 1

National and International Rankings

Points are awarded for National and International results throughout the year rolling from month to month (12 months prior).

Big tour ranking points are awarded at Premier Leagues, National Championships and International shows. Qualifying scores can be gained in the following classes at the above events: Grand Prix, Grand Prix Special, Grand Prix Freestyle. Each riders 8 highest results (on any number of horses) are counted (a maximum of 2 may be in Grand Prix Freestyles).

Small tour ranking points are awarded at Premier Leagues, National Championships and International shows. Qualifying scores can be gained in the following classes at the above events: Prix St Georges, Prix St Georges Freestyle, Intermediare I, Intermediare I Freestyle. Each riders 8 highest results (on any number of horses) are counted (a maximum of 2 may be in PSG and Inter I Freestyles).

Points are awarded as follows, current rankings are shown on the British Dressage website.

	71%+	69-70.9%	67-68.9%	65-66.9%	63-64.9%
Premier League	10	9	8	6	4
National Championships	17	15	12	10	7
CDI, CDIW	34	30	25	20	15
CDIO	45	39	32	26	19
Europeans & World Cup Finals	52	45	37	32	20
Olympics & World Games	59	51	42	34	25

Appendix 2

Young Horse judges panel

List of trainers eligible to judge the Potential International Dressage Horse classes and Young Horse Qualifiers and Championships.

- Members of the International Trainers Club.
- Trainers who have ridden Big Tour abroad or Big Tour in the CDI5* at Hickstead or at the National Championships and have trained riders to National Small Tour level.
- Trainers who have competed at Grand Prix at National level with 63% or above, are listed on the British Dressage Trainers Database and have successfully gone through the testing system.
- FEI Judges are eligible to judge all Young Horse classes.
- One Trainer required for Potential International Dressage horse classes.
- One Judge from List 1, 2A or 2 AND one Trainer required for Young Horse Qualifiers/Championships.

ANDERSEN Henriette, Furlong Farm, Nether Westcote, Oxfordshire. OX7 6SD. 07971 856655

ASSOULINE Michel, Brickhouse Farm, Brickhouse Road, Colne Engaine, Essex. CO6 2HJ. 01787 221636

BARRETT Nicky, Bagwell Green Farm, Bagwell Green, Winchfield, Hampshire, RG27 8DB. 01256 702106

BARTLE Christopher, Yorkshire RC, Markington, Harrogate, North Yorkshire. HP3 3PE.01765 677207

BARTLE-WILSON Jane, Yorkshire RC, Markington, Harrogate, North Yorkshire. HP3 3PE. 01765 677207

BECHTOLSHEIMER Dr Wilfred, Eastington House, Ampney St Peter, Nr Cirencester, Gloucestershire. GL7 5SJ. 01285 851215

BIRD Rhett, Holly Cottage, 17 The Green, Snitterfield, Stratford upon Avon, Warwickshire. CV37 OJG. 01789 730222

CLARKE Stephen, Mill Bank Farm, Somerford Booths, Congleton, Cheshire. CW12 2JS. 01260 224205

DAVISON Richard, Combridge Farm, Combridge, Uttoxeter, Staffordshire. ST14 5BL. 01889 507367

DAY Jill, 7 Cleves Road, Haverhill, Suffolk. CB9 9PL. 01440 713922

DIEGUTIS Liz, Clatford Mill Farm, Green Meadow Lane, Goodworth Clatford, Andover, Hampshire. SP11 7HH. 01264 365836

DWYER-COLES Sarah, Hilltop, Beacon Hill Road, Hindhead, Surrey. GU26 6QD. 07767 623912

DYRBY Kenneth, Layham Hall, Upper Street, Layham, Suffolk. IP7 5LE. 07740 647091

EILBERG Ferdi, Pink Green Farm, Beoley, Nr Redditch, Worcestershire. B98 9EA. 01564 742579

FAURIE Emile, Heath Farm, Lyneham Rd, Milton under Wychwood, Oxfordshire. OX7 6JT. 01993 830212

FIELDER Paul, School Farm, Lower Street, Salhouse, Norwich NR13 6RE. 01603 721443

FRY Laura, Aike Grange Stud, Aike Road, Lockington, Nr. Driffield, East Yorkshire. YO25 9BG. 01377 271271

GARDINER Trish, Bailiwick, Forge Lane, Upleadon, Newent, Gloucestershire. GL18 1EF. 01531 821338

GOODMAN Nereide, Bramshill Cottage, Bramshill, Hook, Hampshire. RG27 ORG. 07710 726641

GOULD Andrew, 113 Berrall Way, Billingshurst, West Sussex, RH14 9PQ 07747 621025

HARVEY Judy, 41 Greenway, Great Horwood, Milton Keynes, Buckinghamshire. MK17 OQR. 01296 713224

HAYLER Paul, Jubilee Farm, Newney, Writtle, Essex CM1 3ST. 01245 421203

HESTER Carl, Oaklebrook Mill, Malswick, Newent, Gloucestershire. GL18 1HD. 01531 828604

HUNT David, 6 Brookfields, Potten, Bedfordshire, SG19 2TL. 01767 3260463

HUTTON Pammy, Talland House, Dairy Farm, Ampney Knowle, Cirencester, Gloucestershire. GL7 5ED. 01285 740155

JENKINS Lindsay, Kintbury Park Farm, Kintbury, Hungerford, Berkshire. RG17 9XA. 07831 817711

KEMP Adam, Wyncolls Farm, Lumbars Lane, Elton, Glos GL14 1LH 07710 448575

KYRKLUND Kyra, Snowhill Farm, Billingshurst Road, Coolham, West Sussex. RH13 8QN.

LARRIGAN Marion, Maywood Stud, Woodchurch, Ashford, Kent. TN26 3QZ. 01233 860051

LASSETTER John, 3 Dairy Cottages, Molecombe Stud, Goodwood, Chichester, West Sussex. PO18 OPD. 01243 532540

LORISTON-CLARKE Jennie, Catherston Stud, Croft Farm, Over Wallop, Stockbridge, Hampshire. SO20 8HX. 01264 782716

LOWE Helen, Westwood, Warney Road, Two Dales, Matlock, Derbyshire. DE4 2EU. 07968 199897

LUBKE-ASSOULINE Mette, Brickhouse Farm, Brickhouse Road, Colne Engaine, Essex. CO6 2HJ. 01787 221636

McGIVERN Nicola, Active Equestrian, The Fieldhouse, Bowstridge Lane, Chalfont St Giles, Buckinghamshire. HP8 4RQ. 01494 871272 / 07768893103

MOODY Becky, Far Broad Oak, Gunthwaite, Penistone, Sheffield, South Yorkshire. S36 7GE. 07736 069383

MURRAY Lizzie, Catherston Stud, Croft Farm, Over Wallop, Stockbridge, Hampshire. SO20 8HX. 01264 782716

PETERS Virginia, 9 Mortimer Close, Woolavington, Bridgwater, Somerset. TA7 8EH. 01278 684604

PHILLIPS Sandy, Aston Farm, Cherrington, Tetbury, Gloucestershire. GL8 8SW. 01285 841377

RAWLINS Dane, Bolney Park Farm, Broxmead Lane, Bolney, West Sussex. RH17 5RJ. 01444 882150

SHERRIFF Dan, Bayford Hall Farm, Bayford, Hertfordshire. SG13 8PR. 07768 231711

SIVEWRIGHT Molly, Talland House, Dairy Farm, Ampney Knowle, Cirencester, Gloucestershire. GL7 5ED. 01285 740155

STORR Peter, Peasebrook Farm, Cheltenham Road, Broadway, Worcestershire. WR12 7LX. 07990 978555

THEILGAARD Erik, Oak Tree Barn, The Green, Shutford, Nr. Banbury, Oxfordshire. OX15 4PG. 01295 788663

THOMPSON-WINFIELD Vicky, Oldencraig Cottage, Oldencraig EC, Tandridge Lane, Lingfield, Surrey. RH7 6LL. 01342 837750

WARD Jenny, Brampton Stables, Church Brampton, Northamptonshire. NN6 8BH. 07850 591511

WESSELS Isobel, 2 Poolend Courtyard, Pixley, Ledbury, Herefordshire. HR8 2RB. 07748 700922

WHITMORE Sarah, Hilders Farmhouse, Hilders Lane, Edenbridge, Kent. TN8 6LE. 01732 862268

WOODHEAD Ian, The Croft, Flaxton, York, North Yorkshire. YO60 7RT. 01472 355562

WOODHEAD Tracey, 4 Haigh Court, Grimsby, South Humberside. DN32 9FD. 07940 508488

Appendix 3

Judges Complaints Procedure

Complaints relating to Judges, a Judges conduct, behaviour or performance or the judging of a particular class or competition will be considered according to the following procedure:

Requirements

All complaints must be made in writing and be signed by the complainant who shall also give their full name and address either by letter or email addressed to the Chief Executive.

Complaints not made in accordance with this rule will not be accepted.

Complaints will only be accepted in relation to the conduct or performance of BD Judges in connection with affiliated competition. Complaints relating to unaffiliated competitions will not be considered unless BD has provided judging services to a related organisation (including British Eventing, The British Riding Clubs and The Pony Club).

Complaints regarding scores will not be accepted, (Rule 92 provides that a Judge's decision is final in relation to scores). Complaints or challenges to scores should be dealt with under Rule 94 – Objections.

Complaints should where possible be supported by evidence or statements from independent witnesses.

Confidentiality

Complaints will be dealt with in a discrete manner.

Process

1. As soon as possible after an incident anyone wishing to complain should send a written complaint to the CEO giving as much information as possible about the incident concerned including where possible details of any independent witnesses and any video/DVD and or copies of any test sheets of other documents. The complaint should be sent to the CEO to either:
 Email: amandabond@britishdressage.co.uk or
 Post: Chief Executive, British Dressage, Stoneleigh Park, Kenilworth, Warwickshire, CV8 2RJ
 If a complaint is made more than 14 days after the incident complained of the Chief Executive may in his/her sole discretion refuse to investigate the complaint.
2. The CEO will acknowledge receipt of the complaint as soon as reasonably possible. The CEO may at this stage request further evidence such as video/DVD, copies of test sheets or names of witnesses.
3. The CEO will review the complaint and supporting evidence to consider whether or not it requires further investigation. Complaints not supported by evidence are unlikely to be considered or investigated. In this respect the decision of the CEO is final.
4. If the CEO considers that the complaint should be investigated, the Judge detailed in the complaint will be asked to respond to the complaint. Such response should be received by the CEO within 14 days of the request for a response being made. In the absence of a response the CEO will be entitled to consider the complaint in any event. The CEO will also make any further enquiries he or she considers to be appropriate.
5. If having made further enquiries the CEO considers that the complaint should be pursued further the complainant will be informed and a copy of the complaint may be provided to the judge who is the subject of the complaint.

Complaints for poor conduct

Following investigation the CEO may take one or more of the following courses of action.

- (i) The CEO may decide to take no further action.

(ii) The CEO may issue cautions or reprimands under Appendix 4 of the BD Rules

(iii) The CEO may refer any complaint to the Disciplinary Sub Committee for consideration and a full hearing. In this instance, the Judge will be suspended from judging until the outcome of the hearing (under Rule 92 of the BD rule book).

Judges receiving two or more cautions or reprimands in any 12 month period will be referred to the full Judges Committee. In such event the Judges Committee will consider the previous complaints and may take such action as it considers appropriate in the circumstances. For the avoidance of doubt the Judges Committee will also give an opportunity to the Judge complained of to make representations.

Judging complaints

Complaints of poor judging will be reviewed by the CEO and at least one member of the Judge Complaints Committee who may take one or more of the following courses of action.

(i) To take no further action

(ii) To issue a warning letter to the judge. Such a letter will be in the form of a letter guiding the judge concerned how the matter should or could have been dealt with more effectively.

(iii) To refer the matter to the full Judge Complaints Committee.

In the event that a warning letter is issued the judge may either accept the letter or may request the CEO to refer the matter to the full Judge Complaints Committee. Such request shall be made within 21 days of the issue of the letter of concern.

Judges receiving more than two warning letters in any 12 month period will be referred to the Judges Committee. In such event the Judges Committee will consider the previous complaints and may take such action as it considers appropriate in the circumstances. For the avoidance of doubt the Judges Committee will give an opportunity to the Judge complained of to make representations.

Any appeal from a decision of the Judges Committee or the Judge Complaints Committee will be in accordance with the BD Rules from time to time.

The Chief Executive may in their sole discretion provide the complainant with information concerning the outcome of the complaint.

The decision as to how a complaint is dealt with in this procedure is a matter for the CEO in his/her absolute discretion.

Appendix 4

Rights of Members at Disciplinary Sub-Committee (DSC) hearings

1. A member whose conduct is referred to the DSC may appear in person to answer the complaint against him/her at the hearing and may present oral or written evidence and may call and examine witnesses. He/ she may also submit written evidence and statements for consideration in his/her absence this must be submitted to the DSC at least 7 clear working days prior to the hearing. If a member fails to appear before the DSC they may reach a decision and impose a penalty in his/her absence. All Witness statements must be endorsed with a statement of truth failing which they shall be inadmissible as evidence in the event that the maker of that statement does not attend to give evidence at the disciplinary hearing.
2. A member may also request that the matter be dealt with in his/her absence and submit written evidence and statements for consideration, which request documentation must be received by the DSC at least 10 clear days prior to the hearing. In the event that the DSC require the member's attendance at the hearing he will be notified that his/her request for the matter to be dealt with in his/her absence has been refused no less than 3 clear days prior to the hearing. If a member fails to appear before DSC after being informed that he/she is required to do so, this will be considered to be a further disciplinary offence of the member and shall be dealt with accordingly.
3. If a member fails to appear before the DSC either by failing to make a request for the matter to be dealt with in his/her absence or by failing to comply with the direction by the DSC that he/she must attend the DSC will consider the offences in the absence of the member and impose a penalty as they shall think fit.

4. A member is entitled to be represented by a third party before the DSC. A member under the age of 18 must always be accompanied by an adult. The name and address of such third party or adult must be notified to the DSC for their reasonable approval at least 7 clear days prior to the Hearing. British Dressage, the Company and the DSC reserve the right to refuse attendance of any named third party whose approval for attendance has not previously been obtained from the DSC.

Appendix 5

Powers of the DSC to impose penalties

If after considering all the evidence at a hearing of the DSC it decides that the complaint of misconduct by a member is sustained they are empowered to impose on such member any one or more of the following penalties:

- 1 . That such member be reprimanded and cautioned as to his/her future conduct.
- 2 . That such member be suspended from all or any of the rights and privileges of membership for a period not exceeding 5 years.
- 3 .That any horse or pony belonging to and/or ridden by such member at the time of the misconduct be debarred from competing in any competition at shows affiliated to British Dressage, to a foreign federation or to the FEI for a period not exceeding 12 months and/or be disqualified from the result of any competition or competitions directly associated with the misconduct.
- 4 . That such member pay a fine of such sum as the DSC shall in their absolute discretion direct, giving due regard to the gravity of the misconduct.

Immediate suspension

A member may be suspended from all rights and privileges of British Dressage following conviction in a British Court of Law of any equestrian related offence, or any offence which, in the reasonable opinion of the Chief Executive, shall bring British Dressage or equestrian sport into disrepute, pending a full investigation by the DSC at an enquiry called under the terms of Rule 95. In the event that the DSC confirms that the suspension shall stand following approval by no fewer than 3 members of the DSC panel, such suspension will be confirmed in writing, and may take effect from the date of conviction.

Notice of findings, penalties and appeals

- 1 . The Chief Executive will, within seven days of the DSC's decision, notify the accused, in writing, of the findings of the DSC and of any penalties imposed.
- 2 . The findings of and penalties imposed by the DSC shall be final and binding on all parties in every case.
- 3 . Any member whose conduct has been referred to the DSC and who is dissatisfied with the DSC's decision may, within 7 days of a decision (or where relevant of receipt by the individual of the Respondent's written clarification for the decision) appeal to the British Equestrian Federations Appeal Panel subject to the BEF's

Terms of Reference. The Notice of Appeal must be in writing and clearly state the decision that the appellant wishes to appeal and the grounds for the appeal. The Notice of Appeal must be signed by the Appellant.

Terms of Reference of the British Equestrian Federation Appeal Panel can be obtained from British Dressage by sending in an SAE to the office at Stoneleigh or see BEF website.

The Notice of Appeal must be accompanied by a cheque for a fee of £300 not subject to VAT, made payable to the 'British Equestrian Federation'. This sum is to cover the costs and expenses of appointing the Appeal Panel and will be retained by the BEF in the event that the Appellant is unsuccessful but will be refunded in the event that the Appellant is successful and in that case the Respondent will pay the fee of £300 to the BEF.

Pending the outcome of the appeal the Appeal Panel, once appointed, has the discretion to order that the decision of the Respondent stands and that the Appellant is bound by that decision until such time as the Appeal Panel issues their finding to the contrary.

Any member who has been penalised by the DSC and who has appealed such decision to the BEF's Appeal Panel and is dissatisfied with such Panel's decision, may appeal to the Sports Resolution UK whose terms of reference may be obtained from British Dressage or the BEF .

Powers of British Dressage Officials to issue cautions and reprimands

Any British Dressage Official may issue a caution or reprimand, either in writing or orally, at any time to any Member where they are of the reasonable opinion that a Member has breached any Rule or, whether by act or omission, may result in harm to the reputation of the sport of dressage or affect the welfare of the horse. Such caution or reprimand will be notified to the Chief Executive who shall retain a record of such caution or reprimand. All cautions and reprimands shall expire 2 years after the date that such caution or reprimand was given.

A Member may appeal against any such caution or reprimand by writing to the Chief Executive within 14 days. The Chief Executive shall reconsider the issue of such caution or reprimand and may either deal with the matter under the Summary Powers of the Chief Executive set below and/or may refer the matter to the Disciplinary Sub-Committee.

In the event that a Member receives 2 or more cautions or reprimands the matter shall be dealt with by the Chief Executive in accordance with Rule 96 .

For the purposes of this section a British Dressage Official shall include the Chief Executive, any member of the Board of British Dressage, a Judge, any member of the Disciplinary Sub-Committee, a Team Manager, any official delegate or steward appointed by British Dressage to officiate at any affiliated competition or training event.

Summary powers of the Chief Executive

The Chief Executive may impose penalties on members and/or officials of fines not exceeding £250. In respect of any infringement of the Rules where the Chief Executive considers the infringement of the Rules to be a minor infringement. In such event the Chief Executive shall give notice to the Member of the intention to treat the matter as a minor infringement and the penalty it is intended to impose. The Member may within 21 days object to the treatment of the complaint as a minor infringement and/or object to the proposed penalty and request that the matter be referred to the Disciplinary Sub-Committee.

Such requests shall be made in writing to the Chief Executive. Such fines may be imposed on an owner, rider or authorised agent with or without disqualification of the horse or pony concerned from any competition. If the horse or pony is not disqualified, any points gained in these circumstances will remain on its grading record. In the event of a horse or pony competing in a class for which it is not eligible it will be disqualified from that competition and all points and prize money won will be forfeited

If a competitor, horse or pony qualifies for a further competition as a result of a competition for which he, she or it was not eligible for any reason, the qualification will be cancelled, whether or not a fine or penalty has been imposed. Provided the cancellation of such qualification has been confirmed by the Chief Executive before the normal closing date for the next round of the competition or championship, the qualification will pass to the next eligible competitor, horse or pony, if any.

Summary powers of a Team Manager

The Chef d'Equipe or Team Manager or his/her duly authorised deputy whilst accompanying members on a course of training or on a tour or team visit (whether or not such course of training or tour or team visit takes place in Great Britain) shall have power in his/her absolute discretion to regulate, control and/or adjudicate upon the conduct of members on such course of training, tour or team visit and shall have the power to direct that a member shall be suspended from competing or taking part in such course of training or in any competition taking place on such tour or team visit .

Indebtedness to British Dressage

Any member who fails to pay a fine imposed by the DSC, or the FEI, or who fails to pay for goods or services supplied by British Dressage, including the processing of memberships, registrations, etc . or by making such payments by means of a cheque or other instrument, including Variable Amount Direct Debit mandate, which is subsequently dishonoured, may be notified by the Chief Executive of his/her indebtedness by 1st class letter . If such indebtedness is not fully settled within 30 days of the despatch of such notification, the member shall automatically be suspended from all rights and privileges of membership of British Dressage until such time as payment is received. In the case of Company membership liability for such debts incurred will be the responsibility of the registered Company agent and/or the rider. The Chief Executive shall notify the member accordingly and promulgate the suspension in British Dressage magazine. Should the member concerned dispute the facts of such indebtedness and the Chief Executive fail to resolve such dispute the matter may be reported to the DSC of British Dressage who will investigate it as a complaint of a breach by the member of Rule 97 .

Indebtedness to affiliated shows

If a member fails to make payment or makes payment to an affiliated show in respect of entry fees or stabling by cheque or other instrument which is subsequently dishonoured, the show secretary may report the name and address of such person, together with the names of the horses and the names and addresses of the owners whose fees the dishonoured instruments were intended to cover. The report must be made in writing to the Chief Executive and must itemise the amount of outstanding fees. On receipt of such notice the Chief Executive shall notify the said member of his indebtedness by 1st class mail. If such indebtedness is not fully settled through the British Dressage Office within 30 days of the date of despatch of the Chief Executive's notification, the member shall automatically be suspended from all rights and privileges of membership of the Association until such time as payment is received. The Chief Executive shall notify the member accordingly and promulgate the suspension in British Dressage Magazine . Should the member concerned dispute the facts of his indebtedness and the Chief Executive fail to resolve the matter to the satisfaction of those concerned, the matter may be reported to the DSC who will investigate it as a complaint of a breach of Rule 97.

Publication of findings and penalties

The DSC, a Chef d'Equipe or the Chief Executive may at their/his/her absolute discretion publish any disciplinary decision, ruling or direction made concerning any person or matter in such manner as they/he/she shall think fit whether in the public press circulating throughout or in any part of the United Kingdom, or abroad and/ or on television or sound broadcasting, and/or to and through any news or broadcasting agency or agent, or otherwise and every member of British Dressage shall be deemed to have consented thereto, always providing that such publication shall not be made until the expiry of 28 days after notification of the decision to the member .

Disciplinary stewards

Disciplinary Stewards or Judges may be employed by the Chief Executive on behalf of the Board. Their duties are to attend shows in order to observe and regulate the conduct of members. A Disciplinary Steward or Judge will normally in the first instance caution any member whose conduct he/she has occasion to take note of and will explain to such member in what manner his/her conduct falls short of that required by the Rules . In flagrant or repeated instances of misconduct the Disciplinary Steward or Judge will report the circumstances to the Chief Executive in accordance with Rule 96.

Appendix 6

Child protection policy

Policy statement

British Dressage fully accepts its legal (The Children Act 1989) and moral obligation to provide a duty of care, to protect all children (and vulnerable adults) and safeguard their welfare, irrespective of age, any disability they have, gender, racial origin, religious belief and sexual **orientation**. A **child/young person** is defined as a person under the age of **18 years**.

British Dressage is committed to encouraging all those connected with horse sports to be aware of the different types of abuse which exist, emphasising the responsibility that all adults working with children have and ensuring that all Officials, Coaches, Volunteers and Assistants do not put themselves in situations where their own behaviour could be called into question.

The leaflet Information and Guidance for Children in Equestrianism can be downloaded from the British Dressage website: www.britishdressage.co.uk.

Policy aims

The aim of the British Dressage Child Protection Policy is to promote good practice:

- Providing children and young people with appropriate safety and protection whilst at British Dressage events;
- Allow all staff, officials, competitors and volunteers to make informed and confident responses to specific child protection issues.

Code of conduct

To ensure that all forms of abuse are prevented and to help protect people who work with children and young riders, the following guidelines must be followed by all staff, officials, competitors and volunteers:

- Always work in an open environment (eg avoid situations where you and an individual child are completely unobserved);
- Respect the rights, dignity and worth of all competitors and treat everyone with equality;
- Ensure the welfare of each child in the context of winning or achieving goals;
- Always promote the positive aspects of equestrianism and never condone rule violations or the use of prohibited substances;
- Ensure that if any form of manual/physical support is required, it should be provided openly. Children should always be consulted and their agreement gained. Some parents are becoming increasingly sensitive about manual support and their views should always be carefully considered;
- Recognise the developmental needs and capacity of children – avoid excessive training or competition and do not push them against their will.

The following should be avoided except in emergencies. If cases arise where these situations are unavoidable it should be with the full knowledge and consent of someone in charge at an event or the child's parents. For example, if a child sustains an injury and needs to go to hospital, or a parent fails to arrive to pick a child up at the end of an event:

- Avoid spending excessive amounts of time alone with children away from others;
- Avoid taking or dropping off a child to an event;
- Allow allegations made by a child to go unchallenged, unrecorded or not acted upon;
- Do not do things of a personal nature for children or disabled adults that they can do for themselves. However, it may sometimes be necessary for adults to do things of a personal nature for children particularly if they are young or are disabled. These tasks should only be carried out with the full understanding and consent of parents/carers. If a person is fully dependent on you, talk with him/her about what you are doing and give choices where possible;
- Do not invite or allow children to stay with you at your home unsupervised.

Officials, competitors and volunteers should never:

- Engage in rough, physical or sexually provocative games;
- Allow or engage in any form of inappropriate touching;
- Allow children to use inappropriate language unchallenged;
- Make sexually suggestive comments to a child, even in fun.

If any of the following occur you should report this immediately to another colleague and record the incident. You should also ensure the parents of the child are informed:

- If you accidentally hurt a child or young person;
- If he/she seems distressed in any manner;
- If a child misunderstands or misinterprets something you have done.

Use of photographic/filming equipment at sporting events

There is evidence that some people have used sporting events as an opportunity to take inappropriate photographs or film footage of young and disabled sportspeople in vulnerable positions. All event officials and volunteers should be vigilant and any concerns should be reported to the Lead Welfare Officer at British Dressage.

There is no intention to prevent coaches and teachers using video equipment as a legitimate coaching aid. However, performers and their parents/carers should be made aware that this is part of the coaching programme and such films should be:

- a) stored securely;
- b) used only by the trainer/coach for training purposes;
- c) destroyed when the film is of no more value for training purposes or when requested to do so by the parent or carer.

Child abuse

There are four recognised forms of child abuse:

- Physical (deliberately injuring a child or doing nothing to prevent it; also includes giving children alcohol or drugs);
- Neglect (failing to meet a child's basic needs for food, warmth, clothing or medical attention);
- Sexual (any sexual act between an adult and a child);
- Emotional (continuously failing to show love and affection to a child, including verbal abuse such as sarcasm, threats, criticism, yelling and taunting).

Your responsibility

- 1) To recognise signs of abuse and take any necessary action to help the child;
- 2) To act on your concerns and do something about it;
- 3) To protect children in every way from abuse;
- 4) To protect yourself from allegations of child abuse.

Further information

For confidential assistance or advice with any queries, concerns or incidents, please contact:

Karen Ryder, Lead Welfare Officer, on 02476 698840 or karenryder@britishdressage.co.uk

Ann Morton and Sharon Weir, Assistant Lead Welfare Officers on 02476 698834 or byrdsassistant@britishdressage.co.uk.

For more information relating to Working with Children in Horse Sports, including the full Safeguarding and Protecting Children Policy, please see the British Dressage website: www.britishdressage.co.uk (**25's & under, Child Protection**) or the British Equestrian Federation website: www.bef.co.uk (**Legal and Ethical, Child Protection**)

Appendix 7

Equity and equal opportunities

With regard to equity, British Dressage:

- a) aims to ensure that all people, irrespective of race, gender, ability, ethnic origin, social status or sexual orientation, have equal opportunities to take part in equestrianism at all levels and roles;
- b) seeks to educate and guide the Federation's members, their employees and volunteers on the ownership, adoption and implementation of its equity plan;

- c) intends to raise awareness of Equity through the implementation of this policy and the adoption of an Equity Action Plan; and, as a result of this process;
- d) aims to monitor, review and evaluate progress in achieving the stated aims and objectives and to feed back to member bodies on progress made.

British Dressage will ensure that its recruitment and selection procedures are fair and transparent, and meet the appropriate legal requirements. Each member body will ensure it's own procedures meet these requirements.

A shortened version of the safeguarding and protecting children policy can be found on the British Dressage website, a full version is available on the BEF website.

BEF Equality Statement

The BEF is fully committed to the principles of equality of opportunity and aims to ensure that no individual receives less favourable treatment on the grounds of age, gender, disability, race, ethnic origin, nationality, colour, parental or marital status, pregnancy, religious belief, class or social background, sexual orientation or political belief. This includes all those involved in whatever capacity – riders, drivers, vaulters, employees, coaches, officials, other volunteers and spectators.

The BEF will ensure wherever it is reasonable and within BEF's direct control that there is open access to all those who wish to participate in all aspects of equestrian activity and that they are treated fairly. We do this with firm belief in our mission statement of More People, More Places, More Medals and More Horses. We have at our heart our Equality policy supported by a Coaches Code of Conduct and effective communication with opportunities supported by fair, open and transparent recruitment and selection policies and procedures that follow the same principles.

All our member organisations have approved and adopted the BEF Equality Policy and are working to the same principles thereby influencing opportunities for 250,000 individual members and an industry that represents 4.3 million participants. Equality in equestrianism is about making sure everyone has a chance to be involved. It is also about encouraging and increasing the involvement of groups at all levels of equestrian activity by recognising that inequalities exist and taking steps to address them by creating opportunities where currently there are few available.

Appendix 8

Music Licence

Dressage to Music – PPL Licence requirements.

The Licence that British Dressage have negotiated with PPL enables our members to use, according to the terms of the Licence, PPL repertoire music in affiliated Dressage to Music Competitions. However members can also use non PPL music. British Dressage Members wishing to take part in affiliated DTM classes must read the Licence Agreement and then read and sign the Sub-Licence Agreement which is attached to it. The Sub-Licence Agreement must then be sent to British Dressage as soon as possible. As well as the Sub-Licence Agreement members will also be required to forward a copy of the "Music Licence Record Form". This Form records the nature and length of tracks that are on the members CD/minidisc. You can check if your music is PPL or not by looking on the PPL repertoire list.

To obtain a PPL repertoire please phone or e-mail the Music Membership Officer at British Dressage.

If the source of the music is not shown on the PPL list, it should be assumed that it is non PPL and a note should be put on the music licence record form stating this.

If the label name cannot be found, a note stating that it has not been possible to source the music should be shown on the music licence record.

The label name that appears on the PLL repertoire list needs to be cross referenced with the label name that appears on your disc.

PPL will not appear on the disc anywhere.

There are always numerous pieces of information contained on a CD inlay card such as label, music publishing company, distributor etc. The label releasing the album can usually be found on either the spine of the CD or on the back cover near a P in a circle.

Once you have sent these forms in you will receive sticky labels back which you can use to display the information about the music you have used on Dressage to Music – PPL Licence requirements.

Novice and Elementary classes, including qualifiers, may be run in either a 20 x 40m or 20 x 60m arena. All classes from Medium upwards and Championship classes for all levels will be run in a 20 x 60m arena.

Riders competing as Music Members must upgrade to Full Membership and register the horse to compete in a Regional Championships or any other Championship.

Appendix 9

The scales of training

The way of going

Dressage is about retaining and developing each horse's natural athleticism. We want him to do the movements but not dourly and subserviently. We want him to be willing and gymnastic, and the way of going is just as important as achieving the technical requirements (such as halting four square). More and more emphasis is being put on the way of going, the quality of the work, and it is no longer sufficient to simply do the movements.

For the shoulder-in it is not just a matter of checking the angle and positioning but also whether the horse has rhythm. Suppleness, contact, impulsion, straightness and collection. Similarly for lengthened strides and the judge should ask not just: "was there lengthening?" but also: "was there rhythm, suppleness, contact, straightness?"

The most tried and tested ways of understanding the way of going are the German Scales of Training. These are what the riders in the most successful dressage nation in the world learn in their early years of riding and what the leading international judges talk about at the seminars they give.

Those Scales of Training are:

- Rhythm
- Suppleness
- Contact
- Impulsion
- Straightness
- and eventually, Collection

As a rule the training scales are approached in that order but there are times when one is skipped over to work on another. However, until the horse works with Rhythm, it will be difficult to make him Supple, and until Supple, Contact will be spasmodic and until the Contact is true, Impulsion will be illusive.

Also the scales should improve and be of a higher standard the more advanced the training. Therefore the Suppleness accepted in a young novice horse as being good enough to start working more on the Contact and Impulsion will be much less than that expected in a horse that is advanced enough to learn flying changes.

Rhythm

Rhythm should be both:

1. Regular, that is correct for each pace.

In the walk there should be four hoof beats – in a marching time.

In the trot two hoof beats – the legs move in diagonal pairs plus a moment of suspension when all legs are off the ground.

In the canter three hoof beats – only one diagonal pair move together and there is a moment of suspension.

2. The same tempo (speed of the rhythm) and this should have a pronounced beat to it. The horse should not speed up or slow down whether he is going around a corner or on a straight line, whether he is lengthening his strides or shortening them.

Suppleness

The aim is that the horse's muscles have tone and are free from resistance, his joints are loose and he does not tighten against the rider's aids. The muscles that are really important are those over the top line from the hind legs over the quarters, loins, in front of the wither and up to the poll.

The test of whether a horse is supple and working 'through' the back and neck is that when the rein contact is eased (as in a free walk) the horse wants to stretch forward and down and not try to hollow and lift his head.

Contact

The ideal contact is a light, even, elastic feel in both reins and this is achieved by aids from the legs and seat, not the hands. The legs are applied as a driving aid, the horse steps under more and works 'through' those muscles along his top line – over the back, neck, through the poll and the rider feels the energy thus created in the reins. When the contact is established in this way his outline and steps will be 'round' not hollow, and in the trot and canter springy and not flat. The horse's hindquarters and forehand are connected by that band of muscles over the top line and the rider can feel this in his hands as there will be a lively forward tendency in the reins. The horse is then said to be 'connected'.

Impulsion

This is the contained power of the horse. It is created in the hindquarters by getting him to take more energetic steps, to place his hind legs further under his body, and it is contained by the rein contact that stops him from using up this extra energy to simply go faster. Any resistance, tightening of muscles, ligaments and joints, will block this energy getting through so he must be supple and connected to be able to build up real impulsion.

Riders aim to create enough impulsion to develop the horse's ability and to show off his athleticism but not so much that it cannot be controlled. The skill of the rider is to create as much energy as can be contained without the horse starting to pull and speed up.

Straightness

Horses, like humans, are born one sided and will tend to move forward with their bodies slightly curved. This crookedness can get worse if a rider sits to one side and / or keeps a stronger contact in one rein than the other.

When a horse is crooked it will be more difficult for him to stay balanced and develop impulsion.

The aim is that the hind legs step into the tracks of the forelegs both on a straight line and on a circle, and that the rider has an even feel in his reins.

Collection

Dressage makes the horse a better ride, more manoeuvrable, more powerful and easier to control. To achieve this, his balance has to be changed as he has to adjust to carry the weight of the rider in the most efficient way. When he is first ridden he will carry most of the rider's weight on his forehand. This is cumbersome, he will tend to run faster when asked to lengthen his strides, he will find it difficult to stop quickly and will often lean on the rider's hands to keep his balance.

Through training the necessary muscles are built up and he is taught how to carry more and more weight on his hindquarters. This lightens his forehand, gives more freedom to move his shoulders and he will become an easier and more athletic ride.

Over time the horse is asked for more and more collection so his hind legs step further forward under his body and as he does this, the weight will be transferred backwards, he will be developing the carrying power of the hindquarters.

In Grand Prix this collection is such a high level that the horse can trot on the spot in piaffe or turn around practically on the spot in the canter pirouette. In Pony Club and Novice tests no collection is asked for but there are movements that start to develop the collection. These include when the horse comes into a halt or changes from lengthened strides to a working trot. As he stops or shortens his steps he should step more under his body with his hind legs and transfer a little more of his weight onto his hindquarters, this is the beginning of collection.

Summary

The Scales of Training can be used as helpful checks on the way of going for the rider when doing a movement, for the Judge when marking a movement, and the spectator when looking at a movement. When there is rhythm, suppleness, contact, impulsion, straightness and in the more advanced tests collection, the way of going is good.

Appendix 10

The welfare of the horse in dressage

General aim

The aim of this paper is to set out the British Dressage Strategy for the Welfare of the horse in the sport of dressage and the Action Plan to support that Strategy.

The Strategy must address policy formulation and implementation issues. The key to the success of the strategy is to educate all those in the sport about welfare and welfare related issues in accordance with the Welfare Action Plan. This will be achieved by a systematic process, covering every aspect of the sport from training to competing; Welfare is an issue for everyone in the sport.

Those in the sport of Dressage are very caring of their animals and welfare related incidents are usually due to a lack of knowledge and understanding. Therefore by adopting a more proactive approach to welfare and its implementation, we can help prevent these situations occurring.

Welfare action plan

The Welfare Action Plan has the following key strands. It is hoped and assumed that these will develop over time:

- Welfare Standing Committee
- Welfare Guidelines
- Technical Delegates
- Policy Formulation and Implementation
- Education

1. Welfare Standing Committee.

Aim for Welfare Standing Committee to meet annually and to operate within the agreed Terms of Reference at Annex G to this paper.

2. General Welfare Guidelines and Guidelines to Organisers, Trainers, Stewards and Judges The Welfare Guidelines attached at Annex A and B provide guidance on the implementation of the Welfare Strategy at Dressage Competitions for Organisers, Judges, Trainers and Competitors.

3. Terms of Reference for Technical Delegates (Welfare)

Technical Delegates will at the outset only be deployed at Summer and Winter Regional Championships, Winter and National Championships and Premier League Competitions. Their Terms of Reference are set out at Annex C and should be read in conjunction with the FEI Stewards Manual.

4. Policy Formulation and Implementation

In accordance with the Terms of Reference it will be for the Technical Committees ie Judges, Training etc to make policy recommendations on welfare issues relating to their areas of responsibility and to implement this policy. These policies will be reviewed annually by the Welfare Committee. It is formally requested that the Technical Committees should have a member whose specific responsibility is Welfare policy in that particular area and this person is to provide a report to the Welfare Committee annually.

5. Education

As stated above in the aims of this paper it is vital that the Technical Committees take action relating to the development of welfare and welfare related issues in educating all participants in the sport. Furthermore this should be publicised and communicated to all members of BD as well as the particular target group. Examples will be the training that Judges receive relating to welfare issues connected with judging and on the Training Committee side such issues as the Welfare element in the theory sessions at the Dressage Competition Workshops.

Annexes

The following Annexes are available from BD on request:

- a) General Welfare Guidelines
- b) Welfare Guidelines for Organisers, Judges and Trainers.
- c) Terms of Reference for British Dressage Technical Delegates (Welfare)
- d) British Dressage Welfare Complaint Form
- e) The Welfare of the Horse Notice for Organisers
- f) The Welfare of the Horse – British Dressage Code of Conduct
- g) Terms of Reference for the Welfare Standing Committee

Guidelines for Organisers about requirements for Technical Delegates.

Appendix 11

FEI Object and General Principles of Dressage, by kind permission of the FEI.

The object of dressage is the development of the horse into a happy athlete through harmonious education. As a result, it makes the horse calm, supple, loose and flexible, but also confident, attentive and keen, thus achieving perfect understanding with the athlete.

These qualities are revealed by:

- The freedom and regularity of the paces.
- The harmony, lightness and ease of the movements.
- The lightness of the forehand and the engagement of the hindquarters, originating from a lively impulsion.
- The acceptance of the bit, with submissiveness/throughness (*Durchlässigkeit*) without any tension or resistance.

The horse thus gives the impression of doing, of its own accord, what is required. Confident and attentive, submitting generously to the control of the athlete, remaining absolutely straight in any movement on a straight line and bending accordingly when moving on curved lines.

The walk is regular, free and unconstrained. The trot is free, supple, regular and active. The canter is united, light and balanced. The hindquarters are never inactive or sluggish. The horse responds to the slightest indication of the athlete and thereby gives life and spirit to all the rest of its body.

By virtue of a lively impulsion and the suppleness of the joints, free from the paralysing effects of resistance, the horse obeys willingly and without hesitation and responds to the various aids calmly and with precision, displaying a natural and harmonious balance both physically and mentally.

In all the work, even at the halt, the horse must be “on the bit”. A horse is said to be “on the bit” when the neck is more or less raised and arched according to the stage of training and the extension or collection of the pace, accepting the bridle with a light and consistent soft submissive contact. The head should remain in a steady position, as a rule slightly in front of the vertical, with a supple poll as the highest point of the neck, and no resistance should be offered to the athlete.

Cadence is shown in trot and canter and is the result of the proper harmony that a horse shows when it moves with well-marked regularity, impulsion and balance. Cadence must be maintained in all the different trot or canter exercises and in all the variations of these paces. The regularity of the paces is fundamental to dressage.

The Halt

At the halt the horse should stand attentive, engaged, motionless, straight and square with the weight evenly distributed over all four legs. The neck should be raised with the poll as the highest point and the noseline slightly in front of the vertical. While remaining “on the bit” and maintaining a light and soft contact with the athlete’s hand, the horse may quietly chew the bit and should be ready to move off at the slightest indication of the athlete. **The halt should be shown throughout the salute.**

The halt is obtained by the displacement of the horse’s weight to the hindquarters by a properly increased action of the seat and legs of the athlete, driving the horse towards a softly closed hand, causing an almost instantaneous but not abrupt halt at a previously fixed place. The halt is prepared by a series of half-halts (see transitions).

The quality of the paces before and after the halt is an integral part of the assessment.

The Walk

The walk is a marching pace in a regular and well-marked four time beat with equal intervals between each beat. This regularity combined with full relaxation must be maintained throughout all walk movements.

When the foreleg and the hind leg on the same side move almost on the same beat, the walk tends to become an almost lateral movement. This irregularity, which might become an ambling movement, is a serious deterioration of the pace.

The following walks are recognised: Medium walk, Collected walk, Extended walk and Free walk. There should always be a clear difference in the attitude and overtracking in these variations.

Medium walk. A clear, regular and unconstrained walk of moderate lengthening. The horse, remaining “on the bit”, walks energetically but relaxed with even and determined steps, the hind feet touching the ground in front of the hoof prints of the fore feet. The athlete maintains a light, soft and steady contact with the mouth, allowing the natural movement of the head and neck.

Collected walk. The horse, remains “on the bit”, moves resolutely forward, with its neck raised and arched and showing a clear self-carriage. The head approaches the vertical position and a light contact is maintained with the mouth. The hind legs are engaged with good hock action. The pace should remain marching and vigorous, the feet being placed in regular sequence. The steps cover less ground and are higher than at the medium walk, because all the joints bend more markedly. The collected walk is shorter than the medium walk, although showing greater activity.

3.3. Extended walk. The horse covers as much ground as possible, without haste and without losing the regularity of the steps. The hind feet touch the ground clearly in front of the hoof prints of the fore feet. The athlete allows the horse to stretch out the head and neck (forward and downwards) without losing contact with the mouth and control of the poll. The nose must be clearly in front of the vertical.

3.5. Stretching on a long rein. This exercise gives a clear impression of the “throughness” of the horse and proves the balance, suppleness, obedience and relaxation. In order to execute the exercise “stretching on a long rein” correctly, the athlete must lengthen the reins as the horse stretches gradually forward and downward. As the neck stretches forwards and downwards, the mouth should reach more or less to the horizontal line corresponding with the point of the shoulder. An elastic and consistent contact with the athlete’s hands must be maintained. The pace must maintain its rhythm, and the horse should remain light in the shoulders with the hindlegs well engaged. During the retake of the reins the horse must accept the contact without resistance in the mouth or poll.

The Trot

The trot is a two-beat pace of alternate diagonal legs (left fore and right hind leg and vice versa) separated by a moment of suspension.

The trot should show free, active and regular steps.

The quality of the trot is judged by general impression, i.e. the regularity and elasticity of the steps, the cadence and impulsion in both collection and extension.

This quality originates from a supple back and well-engaged hindquarters, and by the ability to maintain the same rhythm and natural balance with all variations of the trot. The following trots are recognised: Working trot, Lengthening of Steps, Collected trot, Medium trot and Extended trot. Working trot. This is a pace between the collected and the medium trot, in which a horse's training is not yet developed enough and ready for collected movements. The horse shows proper balance and, remaining "on the bit", goes forward with even, elastic steps and good hock action. The expression "good hock action" underlines the importance of an impulsion originating from the activity of the hindquarters.

Lengthening of steps. In the test for four-year-old horses "lengthening of steps" is required. This is a variation between the working and medium trot in which a horse's training is not developed enough for medium trot.

Collected trot. The horse, remaining "on the bit", moves forward with the neck raised and arched. The hocks, being well-engaged and flexed, must maintain an energetic impulsion, enabling the shoulders to move with greater mobility, thus demonstrating complete self-carriage. Although the horse's steps are shorter than in the other trots, elasticity and cadence are not lessened.

Medium trot. This is a pace of moderate lengthening compared to the extended trot, but "rounder" than the latter. Without hurrying, the horse goes forward with clearly lengthened steps and with impulsion from the hindquarters. The athlete allows the horse to carry the head a little more in front of the vertical than at the collected and the working trot, and to lower the head and neck slightly. The steps should be even, and the whole movement balanced and unconstrained.

Extended trot. The horse covers as much ground as possible. Without hurrying, the steps are lengthened to the utmost as a result of great impulsion from the hindquarters. The athlete allows the horse to lengthen the frame and to gain ground whilst controlling the poll, The fore feet should touch the ground on the spot towards which they are pointing. The movement of the fore and hind legs should reach equally forward in the moment of extension. The whole movement should be well-balanced and the transition to collected trot should be smoothly executed by taking more weight on the hindquarters.

All trot work is executed "sitting", unless otherwise indicated in the test.

The Canter

The canter is a three-beat pace where, in canter to the right, for example, the footfall is as follows: left hind, left diagonal (simultaneously left fore and right hind), right fore, followed by a moment of suspension with all four feet in the air before the next stride begins.

The canter, always with light, cadenced and regular strides, should be moved into without hesitation.

The quality of the canter is judged by the general impression, i.e. the regularity and lightness of the steps and the uphill tendency and cadence originating from the acceptance of the bridle with a supple poll and in the engagement of the hindquarters with an active hock action – and by the ability of maintaining the same rhythm and a natural balance, even after a transition from one canter to another. The horse should always remain straight on straight lines and correctly bent on curved lines.

The following canters are recognised: Working canter, lengthening of strides, Collected canter, Medium canter and Extended canter.

Working canter. This is a pace between the collected and the medium canter, in which a horse's training is not yet developed enough and ready for collected movements. The horse shows natural balance while remaining "on the bit", and goes forward with even, light and active strides and good hock action. The expression "good hock action" underlines the importance of an impulsion originating from the activity of the hindquarters.

Lengthening of strides. In the test for 4-year-old horses "lengthening of strides" is required. This is a variation between the working and medium canter in which a horse's training is not developed enough for medium canter.

Collected canter. The horse, remaining "on the bit", moves forward with the neck raised and arched. The hocks, being well-engaged, maintain an energetic impulsion, enabling the shoulders to move with greater mobility thus demonstrating self carriage and an uphill tendency. The horse's strides are shorter than in the other canters, without losing elasticity and cadence.

Medium canter. This is a pace between the working and the extended canter. Without hurrying, the horse goes forward with clearly lengthened strides and impulsion from the hindquarters. The athlete allows the horse to carry the head a little more in front of the vertical than at the collected and working canter, and at the same time allows the horse, to lower the head and neck slightly. The strides should be balanced and unconstrained.

Extended canter. The horse covers as much ground as possible. Without hurrying, the strides are lengthened to the utmost. The horse remains calm, light and straight as a result of great impulsion from the hindquarters. The athlete allows the horse to lengthen the frame with a controlled poll and to gain ground. The whole movement should be well-balanced and the transition to collected canter should be smoothly executed by taking more weight on the hindquarters.

Counter–canter. The counter canter is a balancing and straightening movement that must be executed in collection. The horse canters in correct sequence with the outside foreleg leading with positioning to the side of the leading leg. The foreleg should be aligned to the same track as the hind leg.

Simple change of leg at the canter. This is a movement in which, after a direct transition out of the canter into a walk, with three to five clearly defined steps, an immediate transition is made into the other canter lead.

Flying change of leg. The flying change is performed in one stride with the front and hind legs changing at the same moment. The change of the leading front and hind leg takes place during the moment of suspension. The aids should be precise and unobtrusive.

Flying changes of leg can also be executed in series at every 4th, 3rd, 2nd or at every stride. The horse, even in the series, remains light, calm and straight with lively impulsion, maintaining the same rhythm and balance throughout the series concerned. In order not to restrict or restrain the lightness, fluency and groundcover of the flying changes in series, enough impulsion must be maintained.

Aims of flying changes: To show the reaction, sensitivity and obedience of the horse to the aids for the change of leg.

The Rein Back

Rein back is a rearward diagonal movement with a two-beat rhythm but without a moment of suspension. Each diagonal pair of legs is raised and returned to the ground alternatively, with the forelegs aligned on the same track as the hindlegs.

During the entire exercise, the horse should remain “on the bit”, maintaining its desire to move forward.

Anticipation or precipitation of the movement, resistance to or evasion of the contact, deviation of the hindquarters from the straight line, spreading or inactive hind legs and dragging forefeet are serious faults.

The steps are counted as each foreleg moves back. After completing the required number of steps backward, the horse should show a square halt or move forward in the required pace immediately. In tests where a rein back of one horse’s length is required, it should be executed with three or four steps.

Reinback series (Schaukel) is a combination of two rein backs with walk steps in between. It should be executed with fluent transitions and the required number of steps.

The Transitions

The changes of pace and variations within the paces should be exactly performed at the prescribed marker. The cadence (except in walk) should be maintained up to the moment when the pace or movement is changed or the horse halts. The transitions within the paces must be clearly defined while maintaining the same rhythm and cadence throughout. The horse should remain light in hand, calm, and maintain a correct position. The same applies to transitions from one movement to another, for instance from passage to piaffe or vice versa.

The half halt

Every movement or transition should be invisibly prepared by barely perceptible half halts. The half halt is an almost simultaneous, coordinated action of the seat, the legs and the hands of the athlete, with the object of increasing the attention and balance of the horse before the execution of the movements or transitions to lower and higher paces.

By shifting slightly more weight onto the horse's hindquarters, the engagement of the hind legs and the balance on the haunches are improved for the benefit of the lightness of the forehand and the horse's balance as a whole.

The changes of direction

At changes of direction, the horse should adjust the bend of his body to the curvature of the line it follows, remaining supple and following the indications of the athlete, without any resistance or change of pace, rhythm or speed.

Changes of directions can be executed in the following ways:

- a. Right-angled turn including riding through the corner (one quarter of a volte of approx. 6 metres).
- b. Short and long diagonal.
- c. Half voltes and half circles with change of rein
- d. Half pirouettes and turn on the haunches.
- e. Serpentine loops.
- f. Counter-changes of hand (in zig-zag).* The horse should be straight for a moment before changing direction.

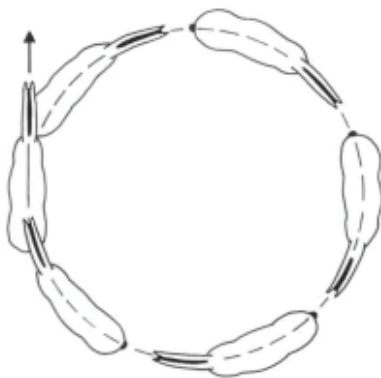
* Zig-zag: A movement containing more than two half-passes with changes of direction.

The figures

The figures asked in dressage tests are the voltes, the serpentines and the figures of eight.

Volte

The volte is a circle of 6, 8 or 10 metres in diameter. If larger than 10 metres it is a circle.



Serpentine

The serpentine with several loops touching the long side of the arena consists of half circles connected by a straight line. When crossing the centreline, the horse should be parallel to the short side (a). Depending on the size of the half circles, the straight connection varies in length. Serpentine with one loop on the long side of the arena are executed with 5-metre or 10-metre distance from the track (b).

Serpentines around the centre line are executed between the quarter lines (c).

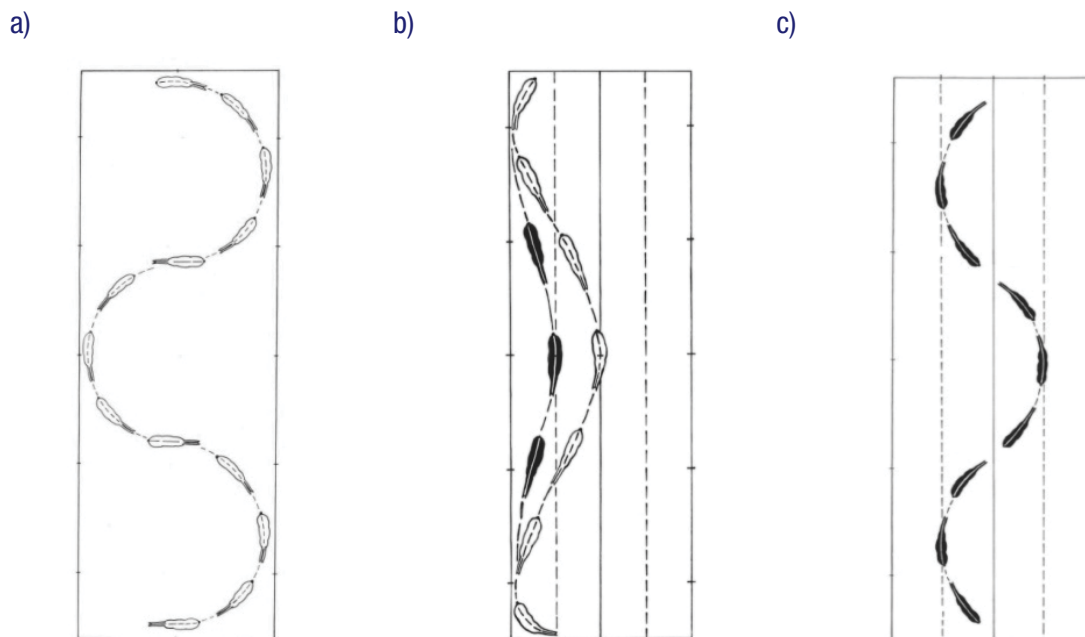


Figure of eight

This figure consists of two voltes or circles of equal size as prescribed in the test, joined at the centre of the eight. The athlete should make his horse straight an instant before changing direction at the centre of the figure.



Leg-yield

The aim of leg yielding: To demonstrate the suppleness and lateral responsiveness of the horse.

Leg-yielding is performed in working trot in FEI competitions. The horse is almost straight, except for a slight flexion at the poll away from the direction in which it moves, so that the athlete is just able to see the eyebrow and nostril on the inside. The inside legs pass and cross in front of the outside legs.

Leg-yielding should be included in the training of the horse before it is ready for collected work. Later on, together with the more advanced shoulder-in movement, it is the best means of making a horse supple, loose and unconstrained for the benefit of the freedom, elasticity and regularity of its paces and the harmony, lightness and ease of its movements. Leg yielding can be performed “on the diagonal” in which case the horse should be as nearly as possible parallel to the long sides of the arena, although the forehand should be slightly in advance of the hindquarters. It can also be performed “along the wall” in which case the horse should be at an angle of about 35 degrees to the direction in which he is moving.

The Lateral movements

The main aim of lateral movements – except leg-yielding - is to develop and increase the engagement of the hindquarters and thereby also the collection.

In all lateral movements - shoulder-in, travers, renvers, and half-pass, the horse is slightly bent and moves on different tracks.

The bend or flexion must never be exaggerated so that it does not impair the rhythm, the balance and fluency of the movement.

In the lateral movements, the pace should remain free and regular, maintaining a constant impulsion, yet it must be supple, cadenced and balanced. The impulsion is often lost because of the athlete's preoccupation with bending the horse and pushing it sideways.

Shoulder-in. The shoulder-in is performed in collected trot. The horse is ridden with a slight but uniform bend around the inside leg of the athlete maintaining engagement and cadence and a constant angle of approx. 30 degrees.

The horse's inside foreleg passes and crosses in front of the outside foreleg; the inside hind leg steps forward under the horse's body weight following the same track of the outside foreleg, with the lowering of the inside hip. The horse is bent away from the direction in which it is moving.

Travers. Travers can be performed in collected trot or collected canter. The horse is slightly bent round the inside leg of the athlete but with a greater degree of bend than in shoulder-in. A constant angle of approximately 35 degrees should be shown (from the front and from behind one sees four tracks). The forehand remains on the track and the quarters are moved inwards. The horse's outside legs pass and cross in front of the inside legs. The horse is bent in the direction in which it is moving.

To start the travers, the quarters must leave the track or, after a corner or circle, are not brought back onto the track. At the end of the travers, the quarters are brought back on the track (without any counter-flexion of the poll/neck) as one would finish a circle.

Aims of travers: To show a fluent collected trot movement on a straight line and a correct bend. Front and hind legs are crossing, balance and cadence are maintained.

Renvers. Renvers is the inverse movement in relation to travers. The hindquarters remain on the track while the forehand is moved inward. To finish the renvers the forehand is aligned with the quarters on the track. Otherwise, the same principles and conditions that apply to the travers are applicable to the renvers.

The horse is slightly bent around the inside leg of the athlete. The horse's outside legs pass and cross in front of the inside legs. The horse is bent in the direction in which it is moving.

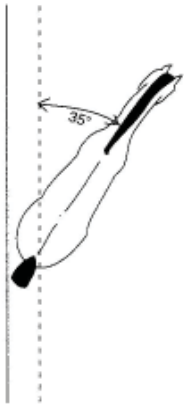
Aims of renvers: To show a fluent collected trot movement on a straight line with a greater degree of bend than in shoulder-in. Fore and hind legs cross, balance and cadence are maintained.

Half pass. Half-pass is a variation of travers, executed on a diagonal line instead of along the wall. It can be performed in collected trot (and in passage in a freestyle) or collected canter. The horse should be slightly bent around the inside leg of the athlete and in the direction in which it is moving. The horse should maintain the same cadence and balance throughout the whole movement. In order to give more freedom and mobility to the shoulders, it is of great importance that the impulsion be maintained, especially the engagement of the inside hind leg. The horse's body is nearly parallel to the long side of the arena with the forehand slightly in advance of the hindquarters.

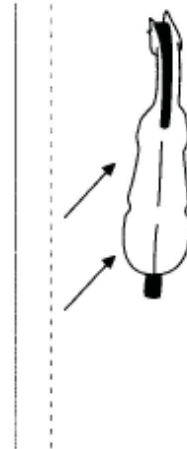
In the trot, the outside legs pass and cross in front of the inside legs. In the canter, the movement is performed in a series of forward/sideways strides.

Aims of half-pass in trot: To show a fluent collected trot movement on a diagonal line with a greater degree of bend than in shoulder-in. Fore and hind legs cross, balance and cadence are maintained.

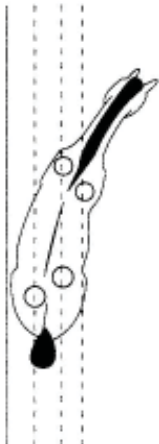
Aims of the half-pass in canter: To both demonstrate and develop the collection and suppleness of the canter by moving fluently forwards and sideways without any loss of rhythm, balance or softness and submission to the bend.



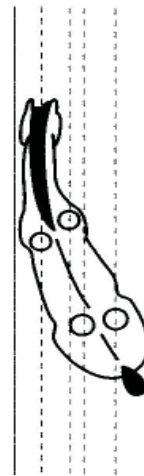
Leg yielding along the wall



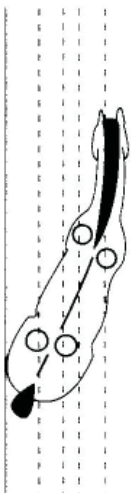
Leg yielding on the diagonal



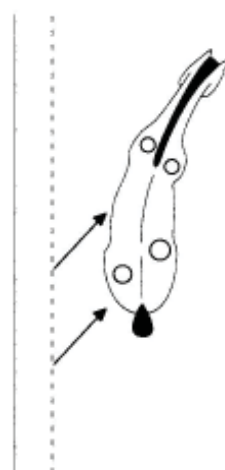
Shoulder in



Travers



Renvers



Half-Pass

The pirouette, half-pirouette and turn on the haunches

The Pirouette (half-pirouette) is a turn of 360 degrees (180 degrees) executed on two tracks, with a radius equal to the length of the horse and the forehand moving around the haunches.

Pirouettes (half-pirouettes) are usually carried out at collected walk or canter, but can also be executed at piaffe.

At the pirouette (half-pirouette) the forefeet and the outside hind foot move around the inside hind foot. The inside hind leg describes a circle as small as possible.

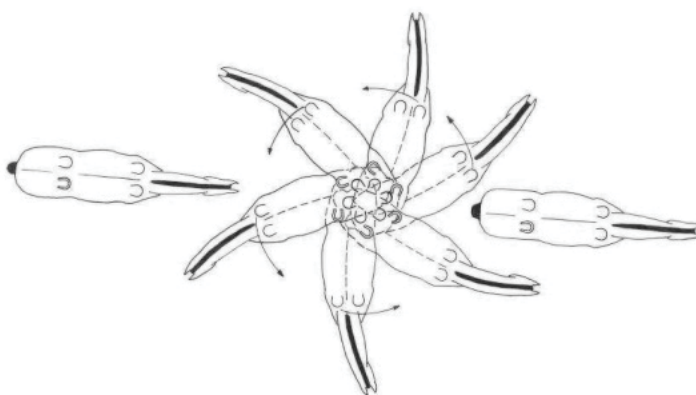
At whatever pace the pirouette (half-pirouette) is executed, the horse, slightly bent in the direction in which it is turning, remaining “on the bit” with a light contact, turning smoothly around, and maintaining sequence and timing of footfalls of that pace. The poll remains the highest point during the entire movement.

During the pirouettes (half-pirouettes), the horse should maintain its activity (walk also included) and never move backwards or sideways.

In executing the pirouette or the half-pirouette in canter, the athlete should maintain lightness of the horse while accentuating the collection. The horse’s hindquarters are well engaged and lowered and show a good flexion of the joints. An integral part of the movement is the quality of the canter strides before and after the pirouette. The strides should show an increased activity and collection before the pirouette and the balance should be maintained at the end of the pirouette.

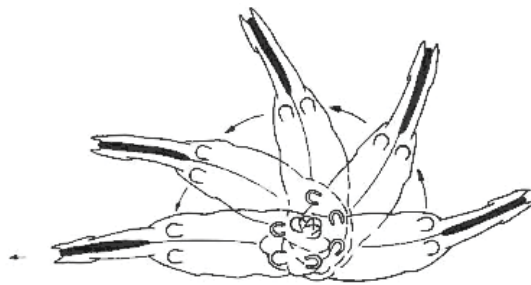
Aims of the pirouette and half-pirouette in canter: To demonstrate the willingness of the horse to turn around the inside hind leg on a small radius, slightly bent in the direction of the turn while maintaining the activity and the clarity of the canter, the straightness and the balance before and after the figure and clear canter strides during the turn. In the pirouette or half-pirouette in canter, the judges should be able to recognize a real canter stride although the feet of the diagonal – inside hind leg, outside front leg – are not touching the ground simultaneously.

Pirouette and half-pirouette in canter



The quality of the pirouettes (half-pirouettes) is judged according to the suppleness, lightness and regularity, and the precision and smoothness of the entrance and exit. Pirouettes (half-pirouettes) in canter should be executed in six to eight strides – full pirouettes – and three to four strides – half-pirouette.

Half-pirouettes in walk (180 degrees) are executed out of collected walk with the collection being maintained throughout the exercise. When the horse exits the half-pirouette it returns to the initial track without crossing the hind legs.



Half-pirouette in walk

Turn on the haunches from walk. For younger horses that are still not able to show collected walk the “turn on the haunches” is an exercise to prepare the horse for collection. The “turn on the haunches” is executed out of medium walk prepared by half halts to shorten the steps a little and to improve the ability to bend the joints of the hindquarters. The horse does not halt before or after the turn. The “turn on the haunches” can be executed on a larger radius (approx. ½m) than the pirouette in walk, but the demands of the training scale concerning rhythm, contact, activity and straightness are the same.

Turn on the haunches from halt to halt (180 degrees). To maintain the forward tendency of the movement one or two forward steps at the beginning of the turn are permitted. The same criteria apply as for the turn on the haunches from walk.

The passage

Passage is a measured, very collected, elevated and cadenced trot. It is characterised by a pronounced engagement of the hindquarters, a more accentuated flexion of the knees and hocks, and the graceful elasticity of the movement. Each diagonal pair of legs is raised and returned to the ground alternately, with cadence and a prolonged suspension.

In principle, the height of the toe of the raised forefoot should be level with the middle of the cannon bone of the other supporting foreleg. The toe of the raised hind foot should be slightly above the fetlock joint of the other supporting hind leg.

The neck should be raised and gracefully arched with the poll as the highest point and the nose line close to the vertical. The horse should remain light, and soft “on the bit” without altering the cadence. The impulsion remains lively and pronounced.

Irregular steps with the hind or front legs, swinging the forehand or the hindquarters from one side to the other, as well as jerky movements of the forelegs or the hind legs, dragging the hind legs or double beat in the moment of suspension are serious faults.

Aim of passage is: To demonstrate the highest degree of collection, cadence and suspension in the trot.

The piaffe

Piaffe is a highly collected, cadenced, elevated diagonal movement giving the impression of remaining in place. The horse’s back is supple and elastic. The hindquarters are lowered; the haunches with active hocks are well engaged, giving great freedom, lightness and mobility to the shoulders and forehand. Each diagonal pair of legs is raised and returned to the ground alternately, with spring and an even cadence.

In principle, the height of the toe of the raised forefoot should be level with the middle of the cannon bone of the other supporting foreleg. The toe of the raised hind foot should reach just above the fetlock joint of the other supporting hind leg.

The neck should be raised and gracefully arched, with the poll as the highest point. The horse should remain “on the bit” with a supple poll, maintaining a soft contact. The body of the horse should move in a supple, cadenced and harmonious movement.

Piaffe must always be animated by a lively impulsion and characterised by perfect balance. While giving the impression of remaining in place, there may be a visible inclination to advance, this being displayed by the horse’s eager acceptance to move forward as soon as it is asked.

Moving even slightly backwards, irregular or jerky steps with the hind or front legs, no clear diagonal steps, crossing either the fore or hind legs, or swinging either the forehand or the hindquarters from one side to the other, getting wide behind or in front, moving too much forward or double-beat rhythm are serious faults.

Aims of piaffe are: To demonstrate the highest degree of collection while giving the impression of remaining in place.

The impulsion/submission

Impulsion is the term used to describe the transmission of an eager and energetic, yet controlled, propulsive energy generated from the hind quarters into the athletic movement of the horse. Its ultimate expression can be shown only through the horse's soft and swinging back guided by a gentle contact with the athlete's hand.

Speed, of itself, has little to do with impulsion; the result is more often a flattening of the paces. A visible characteristic is a more pronounced articulation of the hind leg, in a continuous rather than staccato action. The hock, as the hind foot leaves the ground, should first move forward rather than being pulled upwards, but certainly not backwards. A prime ingredient of impulsion is the time the horse spends in the air rather than on the ground. Impulsion is, therefore, seen only in those paces that have a period of suspension.

Impulsion is a precondition for a good collection in trot and canter.

If there is no impulsion, then there is nothing to collect.

Submission does not mean subordination, but an obedience revealing its presence by a constant attention, willingness and confidence in the whole behaviour of the horse as well as by the harmony, lightness and ease it is displaying in the execution of the different movements.

The degree of the submission is also demonstrated by the way the horse accepts the bit, with a light and soft contact and a supple poll. Resistance to or evasion of the athlete's hand, being either "above the bit" or "behind the bit" demonstrate lack of submission. The main contact with the horse's mouth must be through the snaffle bit.

Putting out the tongue, keeping it above the bit or drawing it up altogether, as well as grinding the teeth or agitation of the tail, are mostly signs of nervousness, tension or resistance on the part of the horse and must be taken into account by the judges in their marks for every movement concerned, as well as in the collective mark for "submission".

The first thought when considering submission is willingness, that the horse understands what is being asked of it and is confident enough in the athlete to react to the aids without fear or tension.

The horse's straightness, uphill tendency and balance enable it to stay in front of the athlete's legs and go forward into an accepting and self-carrying contact with the bit. This is what really produces the picture of harmony and lightness.

The fulfilling of the main requirements/movements of a Dressage test is a main criterion of submission.

The collection

The aim of the collection of the horse is:

To further develop and improve the balance and equilibrium of the horse, which has been more or less displaced by the additional weight of the athlete.

To develop and increase the horse's ability to lower and engage its hindquarters for the benefit of the lightness and mobility of its forehand.

To add to the "ease and carriage" of the horse and to make it more pleasurable to ride.

Collection is developed through the use of half-halts and the use of lateral movements shoulder-in, travers, renvers and half pass.

Collection is improved and achieved by the use of the seat and legs and containing hands to engage the hind legs. The joints bend and are supple so that the hind legs can step forward under the horse's body.

However, the hind legs should not be engaged so far forward under the horse, that they shorten the base of support excessively, thereby impeding the movement. In such a case, the line of the back would be lengthened and raised too much in relation to the supporting base of the legs, the stability would be impaired and the horse would have difficulty in finding a harmonious and correct balance.

On the other hand, a horse with an over-long base of support, which is unable or unwilling to engage its hind legs forward under its body, will never achieve acceptable collection, characterised by “ease and carriage” as well as a lively impulsion originating from the activity of the hindquarters.

The position of the head and neck of a horse at the collected paces is naturally dependent on the stage of training and, to some degree, on its conformation. It is distinguished by the neck being raised without restraint, forming a harmonious curve from the withers to the poll, which is the highest point, with the nose slightly in front of the vertical. At the moment the athlete applies his aids to obtain a momentary and passing collecting effect, the head may become more or less vertical. The arch of the neck is directly related to the degree of collection.

The position and aids of the athlete

1. All the movements should be obtained with imperceptible aids and without apparent effort of the athlete. The athlete should be well-balanced, elastic, sitting deep in the centre of the saddle, smoothly absorbing the movement of the horse with his loins and hips, supple thighs with the legs steady and stretched well down. The heels should be the lowest point. The upper part of the body should be tall and supple. The contact should be independent from the athlete’s seat. The hands should be carried steadily close together, with the thumb as the highest point and a straight line from the supple elbow through the hand to the horse’s mouth. The elbows should be close to the body. All of these criteria enable the athlete to follow the movements of the horse smoothly and freely.
2. The effectiveness of the athlete’s aids determines the precise fulfilment of the required movements of the tests. There shall always be the impression of a harmonious co-operation between horse and athlete.
3. Riding with both hands is obligatory at FEI Dressage Events. When leaving the arena at a walk on long rein, after having finished the test the athlete may, at his own discretion, ride with only one hand. For Freestyle tests, see also Directives for Judges – Freestyle tests and Directives for assessing the degree of difficulty in a Freestyle test.
4. The use of the voice or clicking the tongue repeatedly is a serious fault. Refer to sanctions/penalties.

Appendix 12

BRITISH DRESSAGE MEMBERS INSURANCE

As part of your membership, you automatically receive equestrian related Personal Liability Insurance, provided you reside in the UK or Eire. The following pages give full details of the automatic insurances you receive as a member.

As a member of British Dressage you also receive special discounts on certain classes of business purchased via our brokers South Essex Insurance Brokers such as:

- Horse & Pony including Tack
- Trainers/Grooms
- High Value Competition Horse
- Equestrian Yards – Competition, Training, Private Yards, Riding School & Livery yards
- Horsebox and Trailer
- Shows and Events (including Cancellation and Abandonment)
- High Value Household
- Motor and many more.....

Any queries about these covers should be directed to

South Essex Insurance Brokers, South Essex House, North Road, South Ockendon, Essex RM15 5BE

Tel: 0845 450 9358 Fax: 01708 851520

Email: enquiries@seib.co.uk www.seib.co.uk

South Essex Insurance Brokers Ltd Public Liability Insurance for the British Dressage is underwritten by QBE Insurance (Europe) Limited

The Public Liability Insurance with the British Dressage is an annual insurance contract and may be renewed each year subject to the terms and conditions.

This document provides only a summary of the main benefits under the Public Liability policy. **For full terms and conditions you should read the policy document, a copy of which can be viewed at:** www.qbeeurope.com/documents/casualty/library/QBE-Casualty-British-Dressage-Terms-and-Conditions.pdf

Significant Features and Benefits

Public Liability

Public Liability insurance provides an indemnity to compensate third parties (not employees) for accidental bodily injury or accidental property damage subject to your negligence/legal liability.

QBE will provide an indemnity for the payment of all sums awarded against you under civil law due to accidental death or injury to third parties or damage to third party property that occurs during the insurance period and arises in connection with the Business.

The sums payable as an indemnity are limited to:

£ 30,000,000 any one occurrence

There are a number of cover extensions including:

- 1) Grooms indemnity – cover for any groom engaged in working for an insured member in their work involving the insured horse.
- 2) Extended Indemnity – cover for other riders when using the insured members horse with their express prior permission.

Significant / Unusual Exclusions or Limitations

Public Liability

The policy document contains a number of exclusions and other limitations. The more significant exclusions applying that will bar any payment are listed below.

1. excludes liability arising from or relating to:
 - a) injury to the insured member's family;
 - b) claims arising from, brought in and awards made in North America
 - c) any undertaking of activities as a professional or as a part of a business or occupation.
2. where indemnity is available under any other insurance for personal liability, then the insurance afforded by this policy will be in excess of and will not contribute with such other insurance.
3. The first £500 of any claim for third party property damage.

Important Information

Your Right to Cancel

There is no right of cancellation on your part; QBE may issue 07 days written notice of cancellation at any time by writing to the Association of which you are a member, the Association will contact you to advise you that this insurance is no longer available to you.

Renewing your Policy

If QBE are willing to invite renewal of the policy QBE will tell you at least 21 days before the expiry of the policy the premium and terms and conditions which will apply for the following year.

Claim Notification

Should you wish to make a claim you should contact SEIB as soon as possible.

THE ASSURED MUST NOT ADMIT LIABILITY OR OFFER OR AGREE TO SETTLE ANY CLAIM WITHOUT THE UNDERWRITERS' WRITTEN PERMISSION.

Complaint Procedure

If you are unhappy with the service provided for any reason or have cause for complaint you should initially contact the person who arranged the policy for you and if you remain unhappy please contact the Chief Operating Officer of QBE at the address below. If QBE cannot resolve the matter to your satisfaction you can, if you wish, refer the matter to the Financial Ombudsman Service at the following address: Insurance Division, The Financial Ombudsman, Service South Quay Plaza 2, 183 Marsh Wall, Docklands, London E14 9SR Making a complaint does not affect your right to take legal proceedings.

Directive Require Information

QBE Insurance (Europe) Limited

QBE Insurance (Europe) Limited is a private company limited by shares and is authorised and regulated by the Financial Services Authority (FSA) as an insurance company and, with effect from 14 January 2005, to undertake insurance mediation, under Registration Number 202842. You can check this on the FSA's Register by visiting the FSA's website www.fsa.gov.uk/register or by contacting the FSA on 0845 606 1234. In the event of a complaint please read the procedure above.

The law and language applicable to the policy

The law of England and Wales will apply to this contract. The language used in this policy and any communications relating to it will be English.

Company Head Office

The Company's Home State is the United Kingdom and this policy is underwritten from its London premises located at the Head Office address below. The Company's Head Office and registered address is:

QBE Insurance (Europe) Limited, Plantation Place,

30 Fenchurch Street, London EC3M 3BD

Tel: 0207 7105 4000 Fax: 020 7105 4019

Registered in England No. 1761561

POLICY SUMMARY BRITISH DRESSAGE MEMBERS' PERSONAL ACCIDENT INSURANCE

This is a summary of the cover and does not contain all the terms and conditions of your Policy, which can be found in the policy document, a copy of which is available upon request. Please take time to make sure you understand the cover it provides. Cover is underwritten by Royal & SunAlliance Insurance plc.(RSA)

Features and benefits

PROVIDES COVER FOR ACCIDENTAL DEATH, LOSS OF LIMB OR SIGHT AND PERMANENT TOTAL DISABILITY ONLY AS A CONSEQUENCE OF:

A: Horse related accidents other than whilst attending an organised equestrian event as defined in B below

B: Horse related activities whilst attending any event or official practice/training session organised by or affiliated to British Dressage, BHDTA, BHS, BSJA, Pony Club, BHS, Riding Clubs, BE, EGB, BEV or FEI

Up to a maximum benefit of £5,000 in respect of A and £10,000 in respect of B.

Accidental death is limited to £5,000 in respect of persons up to the age of 16.

Significant or Unusual Exclusions or Limits

This section does not cover injury arising from:

- Committing or attempting to commit suicide or as a result of self inflicted injury
- Any naturally occurring condition or degenerative process
- Any gradually operating process
- Post traumatic stress disorder or any psychological or psychiatric condition (not resulting from bodily injury following an Accident)
- Radioactive contamination whether arising directly or indirectly
- War or Terrorism occasioned by any Nuclear Chemical or Biological Cause

Period of Insurance

The insurance cover shall apply from 1 July to 30 June until notification of change but is subject to the renewal of the Master Insurance and any revised items that such renewal may contain.

Policy Cancellation

This Policy may be cancelled by either the British Dressage or RSA by giving 30 days written notice to the Company or the Insured at their last known registered address.

How to Claim

Initially a notification of any claim should be sent to:

Personal Accident Claims, 200 Vincent Street, Glasgow, G2 5SG

Telephone: 0845 071 6204 (dedicated claim telephone number) Fax: 0845 077 0093

Email: glasgow.pattravelclaims@uk.rsagroup.com

Complaints Procedure

RSA aim to provide you with a first class service. If we have not delivered the service that you expect or you are concerned with the service provided, we would like the opportunity to put things right.

Our complaints process

Initially please raise your concerns with your usual business contact. Once we have reviewed your complaint we will issue our business decision in writing. If upon receipt of this you remain dissatisfied, you can escalate your complaint to our Customer Relations Office who will conduct a separate investigation. This will be concluded with the issue of the company's final decision in writing.

What to do if you are still not satisfied

If you are still not satisfied, RSA is regulated by the Financial Services Authority whose arbitration service is the Financial Ombudsman Service and you may be able to refer your complaint to them. Insurance Division, The Financial Ombudsman Service, South Quay Plaza, 183 Marsh Wall, London E14 9SR

Your rights

Your rights as a customer to take legal action remain unaffected by the existence or use of any complaints procedures referred to above. However the Financial Ombudsman Service will not adjudicate on any cases where litigation has commenced.

British Dressage Contacts

Department	Direct telephone
Judges Officer	02476 698831
Training & Education Officer	02476 698833
Fixtures Officers	02476 698845/698909
WCP/Senior International Officer	02476 698835
Membership/Horse Registrations/Downgrading	02476 698836/698832
Results & Grading Officers	02476 698846/698909
Para Equestrian Officer	02476 698837
Finance Manager	02476 698841
Accounts Department	02476 698838/698828
Marketing & Communications Manager	02476 698842
Marketing, PR and Press	02476 698839/698819
Office Manager/U21 International/BYRDS	02476 698840
BYRDS Assistant	02476 698834
Chief Executive	02476 698843
Chief Executive's PA	02476 698844
Sport Operations Manager	02476 698827
Shop/Test & Score Sheets	02476 698830
Fax Number	02476 690390

Website: www.britishdressage.co.uk

E-mail: namesurname@britishdressage.co.uk (e.g. amandabond@britishdressage.co.uk)

British Dressage
Stoneleigh Park,
Kenilworth,
Warwickshire,
CV8 2RJ.

Useful Numbers:

Blakemores Solicitors Legal helpline	0800 169 7788
South Essex Insurance Brokers	0845 450 9358

Index	Rule number	
A		
Acceptance of Rules	1	Errors of Course 84
Advanced Medium Freestyle Championship	139	Errors of the Test 86
Advanced Medium Qualifiers	128	Execution of Test 75
Age of Horse/Pony	11	F
Agreement to be Bound by Rules	95	F.E.I. Suspensions 103
Anti Fly Impregnated Browbands and Fly Repellent Discs	54	F.E.I. Three Day Event Tests 26
Appointment and Deselection	105	FEI definitions of Paces and Movements Appendix 11
Area Festivals	122	Fly Fringes, Gauzes and Ear Covers 53
Arena Layout	62	Foreign Judges 106
Arena Markers	63	Foreign Riders 6
Assessment	16	Free Walk on a Long Rein 116
Young Horse Judges Panel	Appendix 2	Freestyle Tests 24
Associated Competitions	22	Freestyle to Music 25
Availability of Tests	27	Freestyle to music qualifiers – General Rules 135
B		
Balloting	32	G
BD Young Dressage Horse Championship	146	Give and Re-take the Reins 114
Bitguards	51	Gloves 42
Boots	43	Grades of Horses 13
Breeches/Jodphurs	41	Grading of Horses Training Abroad 17
Bridles	49	Grading of Riders 4
British Dressage - Rules (tack)	59	Grading Points 12
British Eventing – Rules (tack) for Dressage phase	60	Grand Prix Qualifiers 133
BYRDS Home International competition	150	Grinding Teeth and Tail Swishing 82
BYRDS Inter-Regional competition	151	H
C		
Championships and Cut Off Dates	121	Hats 40
Change of Pace at a Given Marker	112	Hors Concours 36
Class Tickets	3	Horse/Pony Registration 7
Commanders	70	I
Competitors Cautioned by Judges	93	Imported Horses 15
Competitors' Responsibility/Declarations	66	Inspection of Arenas 64
Complaints of Misconduct	97	Insurance Appendix 12
Conduct of Competitors	65	Interpretation of Dressage Test Sheets 111-117
Conduct of Members	96	Intermediate I Qualifiers 130
D		
Definitions of Paces and Movements	Appendix 11	Intermediate II Qualifiers 132
Disciplinary Reciprocity	104	International Equestrian Federation 119
Dismounting and/or Fall of Horse	80	Introductory Classes 18
Dispensation	76	J
Double Bridle	58	Judges' Complaints Proceedure Appendix 3
Downgrading Horses	14	Judges' Decision Final 92
Dress	39	Judges' Sheets 91
Dressage Schedules	28	Judging Restrictions 108
Duration of Judging	118	L
E		
Elementary Freestyle Championship	137	Lameness 88
Elementary Qualifiers	126	Large Walk Half Pirouette 117
Entering Arena before Signal to Start	74	Leaving the Arena 79, 115
Entries	31	Limitations on Competing 9
Equine Influenza Vaccination	8	M
Equity and Equal Opportunities	Appendix 7	Medium Freestyle Championship 138
		Medium Qualifiers 127
		Members Insurance Appendix 12
		Membership 2
		Music Licence Appendix 8

Index	Rule number		
N			
National and International Rankings	Appendix 1	Senior Home International competition	148
Nosebands	50	Senior Inter-Regional competition	149
Notice of Complaint	99	Simple Change	113
Novice Freestyle Championship	136	Sitting and Rising	78
Novice Qualifiers	125	Snaffles	56
Numbers	68	Special Rules for Channel Isles, IOW, IOM	134
		Special Rules for Qualifiers and Area Festivals	110
O			
Objections	94	Spurs	44
Open Sections	5	Standards at Which Judges May Officiate	109
Opening Dates & Close of Entries	30	Stewards	73
Organisers Rights	29	Summary table for Qualifying	123
Other Tack	52		
Outside Assistance	71	T	
		Tests in Use for 2012	23
		The Scales of Training	Appendix 9
		Training Sections	5
		Time	87
		Turns and Circles	111
		U	
		Unaffiliated Competitions	20
		Under 21 Classes	57
		Ungraded Classes	21
		Union Flag Pocket Badge	46
		V	
		Voice	83
		W	
		Waiting Lists	33
		Warming Up	55
		Welfare of the Horse	Appendix 10
		Welfare Procedure	98
		Whips	45
		Wild Card allocation	142
		Withdrawals	34
		Work on a Long Rein	116
		Working With Children In Horse Sports	102, Appendix 6
		Y	
		Young Horse Championships Hickstead	145
		Young Horse Class Rules	143
		Young Rider Dressage Championships	147
P			
Para Equestrian Competitions	153		
Pas de Deux/Freestyle with more than one Competitor	141		
Penalties for Contravening Rules	72		
Penalties for Errors of Course	85		
Ponies/Height Certificates	10		
Pony Club – Rules for Dressage phase (tack)	61		
Positioning of Judges	107		
Potential International Dressage Horse	143		
Powers of the DSC to Impose penalties	Appendix 5		
Preliminary Classes	19		
Preliminary Qualifiers (National)	124		
Prix St Georges Freestyle Championship	140		
Prix St Georges Qualifiers for the National Championships	129		
Prize Money and Rosettes	37		
Prizegivings	38		
Prohibited Substances – Horses	100		
Prohibited Substances – Riders	101		
Q			
Qualifiers and Championships	120-152		
Qualifiers for Para Equestrian Dressage Riders	153-161		
R			
Refund of Entry Fees	35		
Resistance	81		
Restricted Sections	5		
Riding In Collecting Ring or Practice Areas/Arenas	69		
Riding the Wrong Test	67		
Rights of Members at DSC Hearings	Appendix 5		
Rules for qualifying and Championships	120		
S			
Saddle Cloths, Logos & Flags	48		
Saddles	47		
Salute	77		
Scale of Marks	90		
Scoring – Method	89		
Scottish qualifiers and championships	152		
Sheepgate YR Championships	147		

